



Capital Group US Corporate Bond Fund (LUX)

Important note:

- The investment made by the Fund in debt securities may be affected by changes in interest rates, credit ratings, and fluctuation in exchange rates of currencies in which these investments are denominated. Investment in bonds issued or guaranteed by governments may involve political, economic, default, or other risks.
- If the Fund invests in debt securities which are below investment grade or unrated, including high yield bonds, it may, as a result, be subject to liquidity, volatility, default and counterparty risk.
- The Fund may invest in mortgage- and asset-backed securities, which may be subject to greater credit, liquidity and interest rate risks compared to other debt securities.
- While the Fund uses derivative instruments in a prudent manner and only for hedging and/or efficient portfolio management purposes, in an adverse situation, derivative instruments may expose the Fund to a risk of significant loss.
- The Fund may at its discretion pay dividends out of and/or effectively out of capital. This amounts to a return of part of the original investment of an investor or distribution of capital gains. This may result in an immediate reduction in the net asset value per share.
- The currency hedging process used for currency hedged share classes may not give a precise hedge; there is no guarantee that hedging will be totally successful.
- Investors should not make any investment decision solely based on this document.

Fund information

Fund launch date: 21 March 2017

Share class launch date: 21 March 2017

Investment objective and strategy:

The fund seeks to provide, over the long term, a high level of total return consistent with capital preservation and prudent risk management by primarily investing in USD-denominated corporate investment grade bonds. The fund also aims to manage a carbon footprint for its investments in corporate issuers that is lower than the index, and evaluates and applies ESG and norms-based screening to implement a negative screening policy relating to investments in corporate issuers.

Fund size: US\$ 706 million

Base currency: USD

Fund type: UCITS

ISIN: LU1567057721

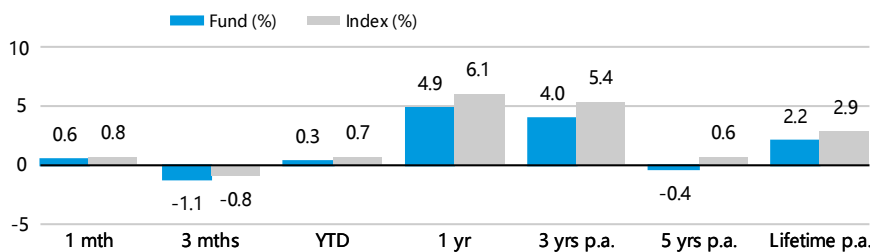
Current index: Bloomberg US Corporate Investment Grade Index

Fund results in USD in calendar year periods (B share class) (%)

	2021	2022	2023	2024	2025
Fund	-2.5	-16.2	6.8	1.2	6.4
Index	-1.0	-15.8	8.5	2.1	7.8

Supplementary information

Fund results



About Capital Group

Established in 1931 and employee owned, Capital Group is one of the largest, oldest and most stable investment managers in the world.

The Capital System™

Our distinctive investment approach combines independence and teamwork. Portfolios have multiple managers, each investing in their strongest convictions. By reflecting diverse viewpoints, portfolios offer the potential for more consistent results across market cycles.

Portfolio managers

	Based in	CG (years)*	Industry (years)*
S.Sykes	New York	20	25
K.Choi	New York	18	27
R.Caldwell	Los Angeles	25	26

*Data as at 31 December 2025

Research Portfolio

Research analysts conduct in depth, proprietary research on companies, they then make recommendations to portfolio managers and are also allocated part of the fund assets to manage.

Fund ratings



Overall rating among 345 USD Corporate Bond funds as at 31 May 2026.

Past results are not a guarantee of future results. Results shown are for the specified share class. Results may differ for other share classes, such as currency-hedged or dividend-paying share classes. Some funds may invest in financial derivative instruments for investment purposes, hedging and/or efficient portfolio management.

Fund results are shown at the share class level after fees and expenses and are calculated as the increase or decrease in net asset value of the share class over the relevant period. The results expressed in a currency other than the US/HK dollar would be affected by fluctuations in the currency exchange rate between the said currency and the US/HK dollar. The computation basis of the results is based on the relevant period, NAV-to-NAV, with dividends reinvested. See glossary for details.

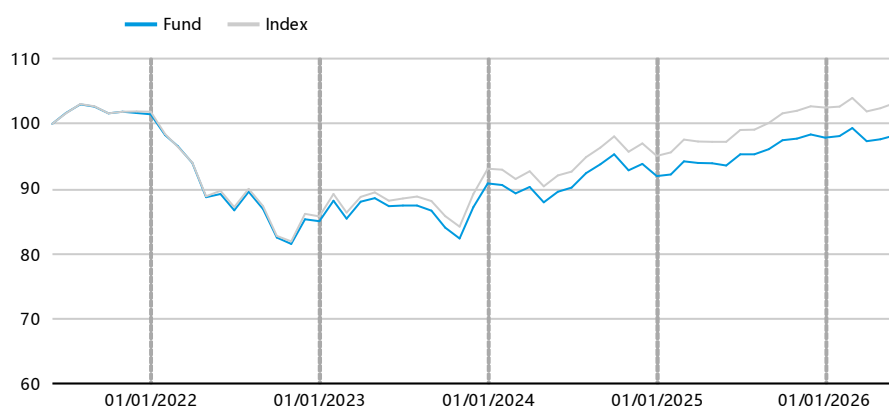
The information in relation to the index is provided for context and illustration only. The fund is actively managed. It is not managed in reference to a benchmark. Please refer to the back of this document for a glossary of terms and additional information.

Capital Group US Corporate Bond Fund (LUX)

Top 10 holdings

	% Fund
United States Government	6.3
Morgan Stanley	3.3
JPMorgan Chase	3.2
Goldman Sachs	2.8
Bank of America	2.5
Amgen	2.4
AbbVie	2.2
Oracle	2.2
PacifiCorp	2.1
Marsh & McLennan	2.1
Total	29.2

The value of a hypothetical 100 USD investment



Past results are not a guarantee of future results.

Fund results are at the share class level shown after fees and expenses and are calculated as the increase or decrease in net asset value since the inception of the share class over the relevant period. The computation basis of the results is based on the relevant period, NAV-to-NAV, with dividends reinvested. Performance is shown for the past 5 years or since inception for share class launched within the period. Please refer to page 1 for more information on indices, where applicable. Some funds may invest in financial derivative instruments for investment purposes, hedging and/or efficient portfolio management.

Rating breakdown (%)

	Fund	Index
AAA	1.2	1.6
AA	21.4	16.7
A	45.9	45.1
BBB	28.2	36.5
Not Rated	0.0	-
Other assets	0.0	0.1
Cash and equivalents	3.4	-
Total	100.0	100.0

Rating refers to the higher of S&P, Moody's and Fitch for the highest weighted issue.

Country breakdown (%)

	Fund	Index
United States	87.1	86.7
France	2.3	0.3
Germany	1.9	0.4
Japan	1.5	1.9
Canada	1.3	2.8
Other	2.5	7.9
Cash and equivalents	3.4	-
Total	100.0	100.0

Reference information

Number of issuers	173
Fiscal year end	31 December
Dealing frequency	Daily
Domicile	Luxembourg
Investment adviser	Capital Research and Management Company
Average credit rating	A
Standard deviation (3 years)	6.2
Standard deviation (5 years)	7.6

	Index	Fund
Yield to worst (%)	5.1	5.0
Effective duration (years)	6.7	6.8

See glossary for more.

Sector breakdown (%)

	Fund	Index
Corporates	90.0	100.0
Financial Institutions	35.4	32.1
Banking	22.3	22.0
Insurance	10.8	4.4
REITs	2.1	2.6
Other	0.3	3.1
Industrial	47.0	57.7
Consumer Non-Cyclical	17.9	15.1
Consumer Cyclical	6.7	7.3
Communications	6.4	7.6
Other	16.0	27.8
Utility	7.6	10.1
Electric	7.4	9.1
Natural Gas	0.2	0.8
Utility Other	-	0.2
Derivatives	0.0	-
Government Related	0.3	-
Municipals	-	0.0
Treasuries	6.3	-
Cash and equivalents	3.4	-
Total	100.0	100.0

Capital Group US Corporate Bond Fund (LUX)

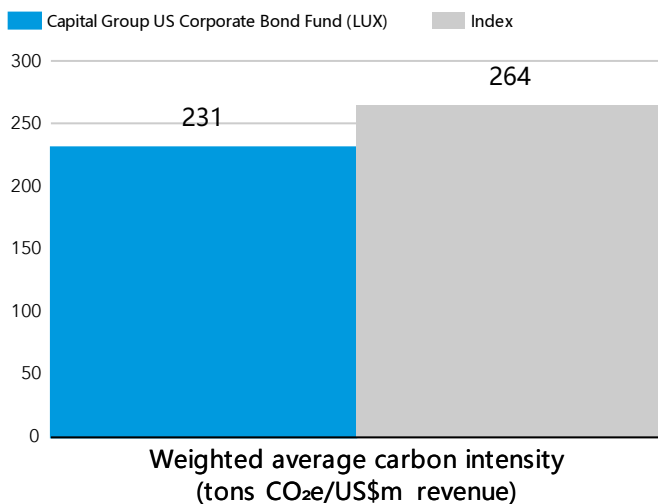
ESG and norms-based screens

The fund excludes investment in the following:

Norms-based	<ul style="list-style-type: none"> Companies that violate UN Global Compact principles
Weapons	<ul style="list-style-type: none"> Companies with any ties to controversial weapons¹ Companies involved in the intentional production of nuclear weapons²
Tobacco	<ul style="list-style-type: none"> Companies with >5% revenue from the production of tobacco
Fossil fuels	<ul style="list-style-type: none"> Companies with >10% revenue from the production and / or distribution of thermal coal Companies with >10% revenue from the extraction of oil sands Companies with >10% revenue from the production of Arctic oil

The fund will also maintain a carbon footprint that is **below index level** (for eligible securities)³

Emissions analysis⁴



The fund is currently 13% lower than the index.

Data coverage

Data coverage for the fund is 90%

Data provider

Capital Group uses data and calculation methodology provided by MSCI. Data may not be available for all portfolio holdings.

For more information:

<https://www.msci.com/notice-and-disclaimer>

Assessing portfolio carbon emissions

- The Weighted Average Carbon Intensity is the metric we use to report the fund's carbon emissions. It helps show the carbon footprint of the portfolio compared to the index, as well as understand the attribution of emission results.
- At this stage, climate impact assessment includes corporates only. Sovereign bonds and cash are not in scope of the assessment.

Metric	Weighted average carbon intensity (tons CO ₂ e/US\$m revenue) ⁵
Description	Measures a portfolio's exposure to carbon-intensive companies
Calculation methodology	Sum product of the portfolio weights and the companies' carbon intensity

Capital Group US Corporate Bond Fund (LUX) has adopted Sustainable Finance Disclosure Regulation (SFDR) article 8 requirements. The SFDR Classification is related to the European Union's regulation and is not equivalent to approval or recognition as an ESG fund by regulators in Asia Pacific.

Sources: Capital Group, MSCI

Norms-based analysis determines whether a company complies with the universal principles in the United Nations Global Compact (UNGC).

¹ Companies that have any ties to cluster munitions, landmines, biological/chemical weapons, depleted uranium weapons, blinding laser weapons, incendiary weapons and/or non-detectable fragments.

² These exclusions cover companies involved in the intentional production of nuclear missiles and warheads: i) Companies that produce essential components developed or significantly modified for exclusive use in nuclear weapons. This includes the components of missile systems deployed only for carrying a nuclear warhead. ii) Prime contractors leading a country's nuclear missile program and the development of the entire missile, including those collaborating with government agencies to equip them with nuclear warheads. iii) Companies involved in the production, storage, processing or enrichment of fissile materials used for nuclear weapons.

³ For securities for which this can be measured, currently defined as corporate bonds. Index refers to Bloomberg US Corporate Investment Grade index.

⁴ Carbon footprint calculation is based on Scope 1 and 2 emissions. Scope 1: direct emissions from the company's facilities. Scope 2: indirect emissions linked to the company's energy consumption.

⁵ Carbon dioxide equivalent (CO₂e) is the number of metric tons of CO₂ emissions with the same global warming potential as one metric ton of another greenhouse gas.

All Funds Glossary

Aligned companies – their core business is currently majority-aligned to the UN SDGs.

Base currency – Refers to the currency in which the fund's net asset value (NAV) is calculated.

Composite – A single group of discretionary portfolios that collectively represent a particular investment strategy or objective.

Derivative – A financial contract the value of which is linked to an underlying asset or index. Common underlying instruments include bonds, commodities, currencies, interest rates, market indexes, and stocks.

Dividend – A sum of money paid regularly by a company to its shareholders out of its profits (or reserves).

Effective duration – Effective duration provides a measure of interest-rate sensitivity. The longer duration is, the more sensitive to shifts in interest rates.

Emerging market – A country or region with a developing economy, often experiencing growth and industrialisation.

EMD – Emerging market debt (EMD) is a term used to describe bonds issued by countries with developing economies as well as by corporations within those nations.

Equity – Shares of ownership in a company.

Fixed income securities – A debt instrument issued by a government, corporate or other entity.

Fund – A financial vehicle made up of a pool of money collected from many investors to invest in securities such as stocks and bonds.

Futures – Financial contracts under which an agreed price for an asset must be transacted at a certain time regardless of the asset's current market value.

Hedging – A method of reducing unnecessary or unintended risk. An example is currency hedging.

High yield bond – A bond with a lower credit rating than an investment grade bond. High yield bonds typically offer a higher rate of interest because of a greater risk of default.

Index – An index represents a particular market or segment of it, and is a tool used to describe the market and compare returns on specific investments.

International Securities Identification Number (ISIN)

Code – A code that uniquely identifies a specific securities issue.

Liquidity – The degree to which an asset or security can be quickly converted into cash without a significant concession in price.

Net asset value (NAV) – The month-end NAV is an additional, information-only NAV of the fund. It is calculated on the last week-day of the month, using the same methodology as market indices, so investors can compare a fund with relevant benchmarks.

Securitised – Financial securities that are created by securitising individual loans (debt).

Share class – Each Capital Group fund has different share classes, such as B and Z. Each share class will have different levels of minimum investment, fees and expenses, and returns will differ.

“Acc” are accumulating share classes.

“Inc” are dividend-distributing share classes.

“m” are share classes where dividends will be distributed monthly.

“h” are hedged equivalent share classes. These seek to limit exposure to currencies other than the currency referred to in the designation of each relevant class.

“d” are share classes where the dividend will generally represent all of the net investment income (i.e., investment income net of withholding taxes and expenses) of those classes.

“gd” are share classes where the dividend will generally represent a substantial part of the gross investment income (i.e., investment income net of withholding taxes but gross of expenses) of those classes.

“fd” are share classes where the dividend will generally be fixed and may exceed the gross investment income (i.e., investment income net of withholding taxes but gross of expenses) of those classes.

“fyd” , “fyd2” are share classes with a variable dividend based on a fixed annual dividend yield applied as a percentage of the NAV per share. It may exceed the gross investment income (i.e., net of withholding taxes but gross of expenses) of those classes.

“fdx” are share classes where the dividend will generally be fixed based on a pre-determined annual percentage of NAV and may exceed the gross investment income (i.e., investment income net of withholding taxes but gross of expenses) of those classes.

Standard deviation – Standard deviation is calculated after fees and is a measure of how much the returns from an investment can vary from its average return.

Total expense ratio (TER) – A measure of the total costs associated with running the fund, including marketing and distribution costs.

Total return – The overall actual rate of return of an investment over a given evaluation period.

Transitioning companies – these are transitioning their business to higher positive alignment to the UN SDGs over the long term, with material near- to medium-term change expected.

Turnover – Turnover is calculated over the last 12 months as the lesser of monthly purchases and sales divided by the average net assets.

UCITS – Undertakings for Collective Investment in Transferable Securities (UCITS) is a regulatory framework that allows for the sale of cross-Europe mutual funds.

UN Global Compact – Conceived by the United Nations, a call to companies to align standards and operations with universal principles on human rights, labour, environment and anti-corruption.

UN Sustainable Development Goals (SDGs) – A collection of 17 interlinked objectives adopted by the United Nations in 2015 designed as a universal call to action to end poverty, protect the planet, and ensure that by 2030 all people enjoy peace and prosperity

Yield – The income returned on an investment, such as the interest or dividends received from holding an asset. The yield is usually expressed as an annual percentage rate based on the cost of investment, current market.

Yield to worst – The lowest possible yield that can be received on a bond that fully operates within the terms of its contract without defaulting.

Capital Group US Corporate Bond Fund (LUX)

Share class information (further share classes available at capitalgroup.com/asia)

Class	NAV	Management fee p.a.	TER	Dividend yield	Min. investment	Bloomberg	ISIN	SEDOL
B (Acc)	US\$ 12.1577	0.800%	0.90%	n/a	none	CGUSCBU LX	LU1567057721	BD5D963
Bd (Inc)	US\$ 10.2894	0.800%	0.90%	4.2%	none	CGUSBDU LX	LU1567058539	BD5D9D0

Dividend yield is the income return on the share class and is shown for distributing share classes only. Dividend Yield is annualized and corresponds to the sum of all dividend distributions from the last 12 months, divided by the NAV per share as at the reporting date (month-end). Except where the rate of dividend payment is fixed, dividend amount or dividend rate is not guaranteed. Dividends may be paid out of, or effectively out of, capital. If so, this amounts to a return or withdrawal of part of the original investment of an investor or from any capital gains attributable to it. Any dividend distributed may result in an immediate reduction of the net asset value per share. Where hedged share classes are listed, for the purpose of currency hedging all assets attributable to them in this fund will be deemed to constitute exposure to USD. The fund will aim to hedge 100% (with reasonable margin of tolerance) of this deemed currency exposure back into the currency referred to in the designation of each relevant Class.

The charges you pay are used to pay the costs of running the fund, including the costs of marketing and distributing it. These charges reduce the potential growth of your investment. In addition to the Total Expense Ratio (TER), entry charges may apply according to provisions described in the Prospectus. Data is likely to change over time and does not constitute a commitment from the management company. Hedged share classes may be available.

Risk factors you should consider before investing:

- **This material is not intended to provide investment advice or be considered a personal recommendation.**
- **The value of investments and income from them can go down as well as up and you may lose some or all of your initial investment.**
- **Past results are not a guarantee of future results.**
- **If the currency in which you invest strengthens against the currency in which the underlying investments of the fund are made, the value of your investment will decrease. Currency hedging seeks to limit this, but there is no guarantee that hedging will be totally successful.**
- **The Prospectus – together with any locally-required offering documentation – set out risks, which, depending on the fund, may include risks associated with investing in fixed income, derivatives, emerging markets, and/or high-yield securities; emerging markets are volatile and may suffer from liquidity problems.**

This communication is intended for the internal and confidential use of the recipient and not for onward transmission to any other third party. In Hong Kong, this communication has been prepared by Capital International, Inc. (CIInc), a member of Capital Group, a company incorporated in California, United States of America. The liability of members is limited. In Singapore, this communication has been prepared by Capital Group Investment Management Pte. Ltd. (CGIMPL), a member of Capital Group, a company incorporated in Singapore. This advertisement or publication has not been reviewed by the Monetary Authority of Singapore, the Securities & Futures Commission of Hong Kong, or any other regulator.

This communication is of a general nature, and not intended to provide investment, tax or other advice, or to be a solicitation to buy or sell any securities. All information is as at the date indicated and attributed to Capital Group unless otherwise stated. While Capital Group uses reasonable efforts to obtain information from third-party sources that it believes to be accurate, this cannot be guaranteed.

The fund(s) is (are) offered only by Prospectus, together with any locally required offering documentation. In Singapore, this is the Product Highlights Sheet (PHS). In Hong Kong, this is the Product Key Facts Statement (KFS). These documents are available free of charge and in English and local languages at capitalgroup.com, and should be read carefully before investing.

The material is not intended to be distributed or used by persons in jurisdictions that prohibit its distribution. If you act as representative of a client it is your responsibility to ensure that the offering or sale of fund shares complies with relevant local laws and regulations.

The information in relation to the index is provided for context and illustration only. The fund is actively managed. It is not managed in reference to a benchmark.

For Hong Kong: CIInc is the appointed Hong Kong Representative of the Fund.

For Singapore: CGIMPL is the appointed Singapore Representative of the Fund.

The list of countries where the Fund is registered for distribution can be obtained online at <http://www.capitalgroup.com>

All Capital Group trademarks are owned by The Capital Group Companies, Inc. or an affiliated company. All other company names mentioned are the property of their respective companies. © 2026 Capital Group. All rights reserved.

For Morningstar data: © 2026 Morningstar, Inc. All rights reserved. The information contained herein: (1) is proprietary to Morningstar and/or its content providers; (2) may not be copied or distributed; and (3) is not warranted to be accurate, complete, or timely. Neither Morningstar nor its content providers are responsible for any damages or losses arising from any use of this information. Past performance is no guarantee of future results. For more detailed information about Morningstar's Medalist Rating, including its methodology, please go to global.morningstar.com/managerdisclosures.

capitalgroup.com/asia