

Capital Group AMCAP Fund (LUX)

Fund information

Fund launch date: 16 June 2017

Share class launch date: 16 June 2017

Objective:

The fund seeks to achieve long-term growth of capital by investing primarily in equity domiciled in the United States.

Fund size: €61 million

Base currency: USD

Fund type: UCITS

ISIN: LU1577353730

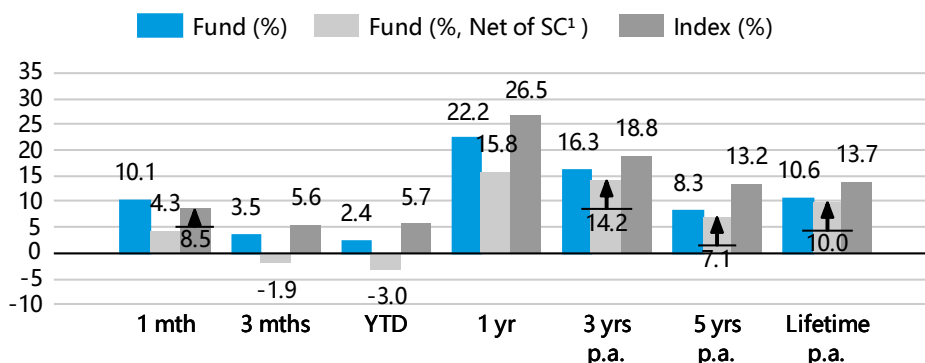
Current index: S&P 500 Net Total Return Index

Fund results in EUR in calendar year periods (B share class) (%)

	2021	2022	2023	2024	2025
Fund	31.5	-25.0	25.2	27.8	2.7
Index	37.9	-13.2	21.4	32.8	3.5

Supplementary information

Fund results



Past results are not a guarantee of future results.

Results shown are for the specified share class. Results may differ for other share classes, such as currency-hedged or dividend-paying share classes.

Fund results are shown at the share class level after fees and expenses and are calculated as the increase or decrease in net asset value of the share class over the relevant period. Results based on month-end NAV and on the assumption that any distributions are reinvested. See glossary for details.

1. Net of the maximum subscription charge of 5.25%

The information in relation to the index is provided for context and illustration only. The fund is actively managed. It is not managed in reference to a benchmark. Please refer to the back of this document for a glossary of terms and additional information.

About Capital Group

Established in 1931 and employee owned, Capital Group is one of the largest, oldest and most stable investment managers in the world.

The Capital System™

Our distinctive investment approach combines independence and teamwork. Portfolios have multiple managers, each investing in their strongest convictions. By reflecting diverse viewpoints, portfolios offer the potential for more consistent results across market cycles.

Portfolio managers

	Based in	CG (years)*	Industry (years)*
A.O'Connell	London	22	28
J.Spaly	San Francisco	22	28
M.Jacobs	Los Angeles	25	37
M.Beckwith	San Francisco	7	24
B.Barrett	Los Angeles	25	25

*Data as at 31 December 2025

Research Portfolio

Research analysts conduct in depth, proprietary research on companies, they then make recommendations to portfolio managers and are also allocated part of the fund assets to manage.

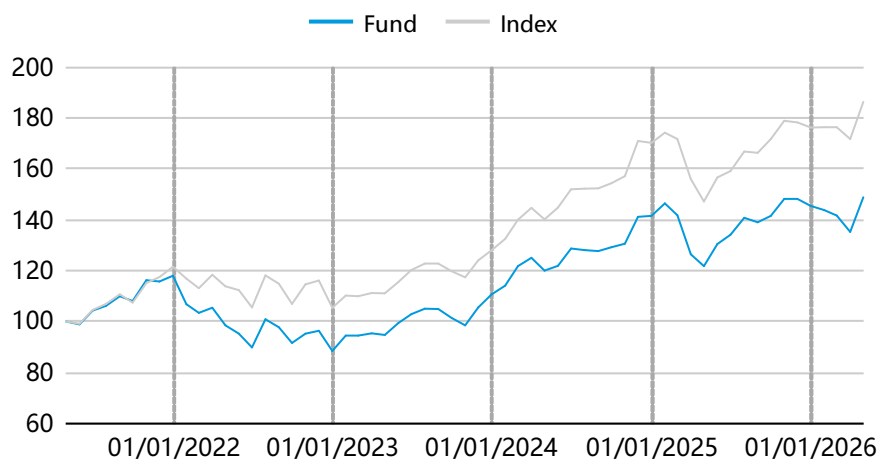
Fund ratings



Overall rating among 734 US Large-Cap Growth Equity funds as at 27 April 2026.

Capital Group AMCAP Fund (LUX)

The value of a hypothetical 100 EUR investment



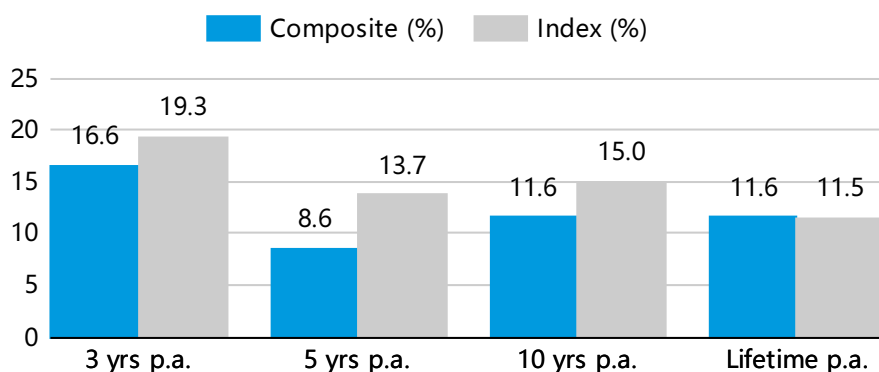
Past results are not a guarantee of future results.

Fund results are shown at the share class level after fees and expenses and are calculated as the increase or decrease in net asset value of the share class over the relevant period. Results based on month-end NAV and on the assumption that any distributions are reinvested. See glossary for details. Performance is shown for the past 5 years or since inception for share class launched within the period. Please refer to page 1 for more information on indices, where applicable.

Composite results

The investment results shown are for the Capital Group AMCAP Composite (see glossary). This is intended to illustrate our experience and capability in managing this strategy over the long term. Our Luxembourg fund has been a member of this composite since July 2017.

Composite launch date: 31 May 1967 **Composite size:** €84,925 million



Composite Index: S&P 500 Total Return Index

Composite results are shown with income reinvested and are after fees and expenses (using CGAMCAPLU class B fee rates).

Reference information

Number of holdings	104
Fiscal year end	31 December
Dealing frequency	Daily
Domicile	Luxembourg
Investment adviser	Capital Research and Management Company
Turnover*	50.7%
Standard deviation (3 years)	14.6
Standard deviation (5 years)	16.2

See glossary for more.

*Turnover is calculated over the last 12 months as the lesser of monthly purchases and sales divided by average net assets.

Capital Group AMCAP Fund (LUX)

Sector breakdown (%)

	Fund	Index
Energy	0.2	3.5
Materials	1.7	1.9
Industrials	12.5	8.8
Consumer Discretionary	16.6	10.0
Consumer Staples	1.2	4.9
Health Care	10.3	8.5
Financials	6.6	12.0
Information Technology	34.8	35.0
Communication Services	13.5	11.0
Utilities	-	2.3
Real Estate	0.1	1.9
Cash and equivalents	2.5	-
Total	100.0	100.0

Region breakdown (%)

	Fund	Index
North America	93.1	100.0
Europe	1.1	-
Other	3.3	-
Cash and equivalents	2.5	-
Total	100.0	100.0

Top 10 holdings

	Sector	% Fund
Alphabet	Communication Services	7.8
Broadcom	Information Technology	7.3
NVIDIA	Information Technology	6.9
Amazon.com	Consumer Discretionary	6.3
Microsoft	Information Technology	5.3
Eli Lilly	Health Care	4.0
Meta Platforms	Communication Services	3.9
TSMC	Information Technology	3.1
TransDigm Group	Industrials	2.2
Vertex Pharmaceuticals	Health Care	2.1
Total		49.0

All Funds Glossary

Aligned companies – their core business is currently majority-aligned to the UN SDGs.

Base currency – The base currency of a mutual fund refers to the currency in which the net asset value (NAV) of the fund is calculated.

Bloomberg code – Issued by Bloomberg, this is a code that uniquely identifies a specific securities issue.

Composite – A single group of discretionary portfolios that collectively represent a particular investment strategy or objective.

Derivatives – A derivative is a contract between two or more parties whose value is based on an agreed-upon underlying financial asset (like a security) or set of assets (like an index). Common underlying instruments include bonds, commodities, currencies, interest rates, market indexes, and stocks.

Dividend – A sum of money paid regularly by a company to its shareholders out of its profits (or reserves).

Effective duration – Effective duration provides a measure of interest-rate sensitivity. The longer duration is, the more sensitive to shifts in interest rates.

Emerging market – An emerging market economy is the economy of a developing nation that is becoming more engaged with global markets as it grows.

EMD – Emerging market debt (EMD) is a term used to describe bonds issued by countries with developing economies as well as by corporations within those nations.

Equity – Shares of ownership in a company.

Fixed income securities – A debt instrument issued by a government, corporate or other entity.

Fund – A financial vehicle made up of a pool of money collected from many investors to invest in securities such as stocks and bonds.

Futures – Financial contracts under which an agreed price for an asset must be transacted at a certain time regardless of the asset's current market value.

Hedging – A method of reducing unnecessary or unintended risk, in this case particularly as it pertains to currency.

High yield – A high yield bond is one with a lower credit rating than an investment grade bond. High yield bonds typically offer a higher rate of interest because of a greater risk of default.

Index – An index represents a particular market or segment of it, and is a tool used to describe the market and compare returns on specific investments.

International Securities Identification Number (ISIN)

Code – A code that uniquely identifies a specific securities issue.

Liquidity – Liquidity describes the degree to which an asset or security can be quickly converted into cash without a significant concession in price.

Net asset value (NAV) – The month-end NAV is an additional, information-only NAV of the fund. It is calculated on the last week-day of the month, using the same methodology as used by indices, to enable investors to carry out comparisons with relevant benchmarks. No dealing activity can be based on such net asset value per share.

Securitized – Financial securities that are created by securitising individual loans (debt).

SEDOL – Stock Exchange Daily Official List

Share class – Each Capital Group fund has different share classes, such as B and Z. Each share class will have different levels of minimum investment, fees and expenses, and returns will differ.

"Acc" are accumulating share classes.

"Inc" are dividend-distributing share classes.

"m" are share classes where dividends will be distributed monthly.

"h" are hedged equivalent share classes. It seeks to limit exposure to currencies other than the currency referred to in the designation of each relevant Class.

"d" are share classes where the dividend will generally represent all of the net investment income (i.e., investment income net of withholding taxes and expenses) of such

Classes. A given Class may not actually pay a dividend in any given accounting period if it has no, or insignificant, net investment income.

"gd" are share classes where the dividend will generally represent a substantial part of the gross investment income (i.e., investment income net of withholding taxes but gross of expenses) of such Classes. A given Class may not actually pay a dividend in any given accounting period if it has no, or insignificant, gross investment income. The payment of dividends out of gross investment income implies that all or part of the fees and expenses are charged to capital (i.e. accumulated capital gains or initial investment).

"fd" are share classes where the dividend will generally be fixed and may exceed the gross investment income (i.e. investment income net of withholding taxes but gross of expenses) of such Classes. The payment of a fixed dividend implies that any payment in excess of the net investment income may include capital gains, as well as partially be paid out of capital.

"fyd" are share classes with a variable dividend based on a fixed percentage of the Net Asset Value per Share. It may exceed the gross investment income (i.e. net of withholding taxes but gross of expenses) of such classes. The payment of dividend in this manner implies that any payment in excess of the net investment income may include capital gains and/or payments out of capital. The fixed percentage applied is intended to achieve a predictable annual dividend yield, which is subject to the Management Company's discretion.

"fdx" are share classes where the dividend will generally be fixed based on a pre-determined annual percentage of Net Asset Value per Share and may exceed the gross investment income (i.e. investment income net of withholding taxes but gross of expenses) of these Classes. The payment of a fixed dividend implies that any payment in excess of the net investment income may include capital gains, as well as partially be paid out of capital. These Classes will only be available to investors purchasing or holding through specific Asian distribution networks, and to other investors at the discretion of the Management Company.

Standard deviation – Standard deviation is calculated after fees and is a measure of how much the returns from an investment can vary from its average return.

Total expense ratio (TER) – A measure of the total costs associated with running the fund, including marketing and distribution costs.

Total return – The overall actual rate of return of an investment over a given evaluation period.

Transitioning companies – those who are transitioning their business to higher positive alignment to the UN SDGs over the long term, with material near- to medium-term change expected.

Turnover – Turnover is calculated over the last 12 months as the lesser of monthly purchases and sales divided by the average net assets.

UCITS – Undertakings for Collective Investment in Transferable Securities (UCITS) is a regulatory framework that allows for the sale of cross-Europe mutual funds.

UN Global Compact – Conceived by the United Nations, a call to companies to align standards and operations with universal principles on human rights, labour, environment and anti-corruption.

UN Sustainable Development Goals (SDGs) – A collection of 17 interlinked objectives adopted by the United Nations in 2015 designed as a universal call to action to end poverty, protect the planet, and ensure that by 2030 all people enjoy peace and prosperity

Yield – The income returned on an investment, such as the interest or dividends received from holding an asset. The yield is usually expressed as an annual percentage rate based on the cost of investment, current market.

Yield to worst – The lowest possible yield that can be received on a bond that fully operates within the terms of its contract without defaulting.

Capital Group AMCAP Fund (LUX)

Share class information (further share classes available at capitalgroup.com/asia)

Class	Management		Dividend		Min.	Bloomberg	ISIN	SEDOL
	NAV	fee p.a.	TER	yield	investment			
B (Acc)	€21.9123	1.300%	1.45%	n/a	none	CGAMCBE LX	LU1577353730	BYW8VQ2

Dividend yield is the income return on the share class and is shown for distributing share classes only. Dividend Yield is annualized and corresponds to the sum of all dividend distributions from the last 12 months, divided by the NAV per share as at the reporting date (month-end). Distributions are not guaranteed and can fluctuate. Distributions may be paid out of distributable income, capital or both. Past dividend yields and dividend payment do not represent future dividend yields and dividend payments. Any dividend distributed may result in an immediate reduction of the net asset value per share. Actual dividend payout will be subject to the manager's discretion. Additional information on historical dividend payments and composition of dividends is available online at capitalgroup.com/asia.

The charges you pay are used to pay the costs of running the fund, including the costs of marketing and distributing it. These charges reduce the potential growth of your investment. In addition to the Total Expense Ratio (TER), entry charges may apply according to provisions described in the Prospectus. Data is likely to change over time and does not constitute a commitment from the management company. Hedged share classes may be available.

Risk factors you should consider before investing:

- **This material is not intended to provide investment advice or be considered a personal recommendation.**
- **The value of investments and income from them can go down as well as up and you may lose some or all of your initial investment.**
- **Past results are not a guarantee of future results.**
- **If the currency in which you invest strengthens against the currency in which the underlying investments of the fund are made, the value of your investment will decrease. Currency hedging seeks to limit this, but there is no guarantee that hedging will be totally successful.**
- **The Prospectus – together with any locally-required offering documentation – set out risks, which, depending on the fund, may include risks associated with investing in fixed income, derivatives, emerging markets, and/or high-yield securities; emerging markets are volatile and may suffer from liquidity problems.**

This communication is intended for the internal and confidential use of the recipient and not for onward transmission to any other third party. In Hong Kong, this communication has been prepared by Capital International, Inc. (CIInc), a member of Capital Group, a company incorporated in California, United States of America. The liability of members is limited. In Singapore, this communication has been prepared by Capital Group Investment Management Pte. Ltd. (CGIMPL), a member of Capital Group, a company incorporated in Singapore. This advertisement or publication has not been reviewed by the Monetary Authority of Singapore, the Securities & Futures Commission of Hong Kong, or any other regulator.

This communication is of a general nature, and not intended to provide investment, tax or other advice, or to be a solicitation to buy or sell any securities. All information is as at the date indicated and attributed to Capital Group unless otherwise stated. While Capital Group uses reasonable efforts to obtain information from third-party sources that it believes to be accurate, this cannot be guaranteed.

The fund(s) is (are) offered only by Prospectus, together with any locally required offering documentation. In Singapore, this is the Product Highlights Sheet (PHS). In Hong Kong, this is the Product Key Facts Statement (KFS). These documents are available free of charge and in English at capitalgroup.com, and should be read carefully before investing.

The material is not intended to be distributed or used by persons in jurisdictions that prohibit its distribution. If you act as representative of a client it is your responsibility to ensure that the offering or sale of fund shares complies with relevant local laws and regulations.

The information in relation to the index is provided for context and illustration only. The fund is actively managed. It is not managed in reference to a benchmark.

For Hong Kong: CIInc is the appointed Hong Kong Representative of the Fund.

For Singapore: CGIMPL is the appointed Singapore Representative of the Fund.

The list of countries where the Fund is registered for distribution can be obtained online at <http://www.capitalgroup.com>

All Capital Group trademarks are owned by The Capital Group Companies, Inc. or an affiliated company. All other company names mentioned are the property of their respective companies. © 2026 Capital Group. All rights reserved.

For Morningstar data: © 2026 Morningstar, Inc. All rights reserved. The information contained herein: (1) is proprietary to Morningstar and/or its content providers; (2) may not be copied or distributed; and (3) is not warranted to be accurate, complete, or timely. Neither Morningstar nor its content providers are responsible for any damages or losses arising from any use of this information. Past performance is no guarantee of future results. For more detailed information about Morningstar's Medalist Rating, including its methodology, please go to global.morningstar.com/managerdisclosures.

capitalgroup.com/asia