



## Capital Group World Growth and Income (LUX)

### Important note:

- The investment made by the Fund in equity securities may incur significant losses due to fluctuation in equity values and exchange rates of currencies in which these investments are denominated.
- The Fund may invest in emerging market securities and may be subject to additional risks arising from factors such as liquidity risks, currency risks/control, political and economic uncertainties, legal and taxation risks, settlement risks, custody risk and the likelihood of a high degree of volatility.
- While the Fund uses derivative instruments in a prudent manner and only for hedging and/or efficient portfolio management purposes, in an adverse situation, derivative instruments may expose the Fund to a risk of significant loss.
- The Fund may at its discretion pay dividends out of and/or effectively out of capital. This amounts to a return of part of the original investment of an investor or distribution of capital gains. This may result in an immediate reduction in the net asset value per share.
- The currency hedging process used for currency hedged share classes may not give a precise hedge; there is no guarantee that hedging will be totally successful.
- Investors should not make any investment decision solely based on this document.

### Fund information

**Fund launch date:** 27 September 2019

**Share class launch date:** 27 September 2019

#### Investment objective and strategy:

The fund's investment objective is to provide long-term growth of capital, while providing current income, through investments in global equities.

**Fund size:** US\$ 538 million

**Base currency:** USD

**Fund type:** UCITS

**ISIN:** LU1991130896

**Current index:** MSCI AC World Index with net dividends reinvested

### Fund results in USD in calendar year periods (B share class) (%)

	2021	2022	2023	2024	2025
<b>Fund</b>	13.4	-18.4	19.6	12.7	23.4
<b>Index</b>	18.5	-18.4	22.2	17.5	22.3

**Past results are not a guarantee of future results.**

**Results shown are for the specified share class. Results may differ for other share classes, such as currency-hedged or dividend-paying share classes.**

Fund results are shown at the share class level after fees and expenses and are calculated as the increase or decrease in net asset value of the share class over the relevant period. The results expressed in a currency other than the US/HK dollar would be affected by fluctuations in the currency exchange rate between the said currency and the US/HK dollar. The computation basis of the results is based on the relevant period, NAV-to-NAV, with dividends reinvested. See glossary for details.

**The information in relation to the index is provided for context and illustration only. The fund is actively managed. It is not managed in reference to a benchmark. Please refer to the back of this document for a glossary of terms and additional information.**

### About Capital Group

Established in 1931 and employee owned, Capital Group is one of the largest, oldest and most stable investment managers in the world.

### The Capital System™

Our distinctive investment approach combines independence and teamwork. Portfolios have multiple managers, each investing in their strongest convictions. By reflecting diverse viewpoints, portfolios offer the potential for more consistent results across market cycles.

### Portfolio managers

	Based in	CG (years)*	Industry (years)*
M.Cohen	London	26	35
A.Barroso	London	31	31
L.Hee	Singapore	21	32
J.Lee	Los Angeles	29	30
S.Lee	Singapore	31	31
L.Pellini	London	24	24
N.Grace	London	32	36
R.Samyn	Hong Kong	24	24
M.Beckwith	San Francisco	7	24

\*Data as at 31 December 2025

### Research Portfolio

Research analysts conduct in depth, proprietary research on companies, they then make recommendations to portfolio managers and are also allocated part of the fund assets to manage.

### Fund ratings



Overall rating among 5348 Global Large-Cap Blend Equity funds as at 31 May 2026.

# Capital Group World Growth and Income (LUX)

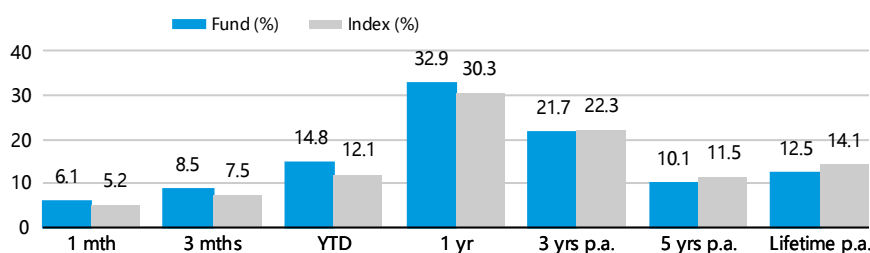
## Top 10 holdings

	Sector	% Fund
TSMC	Information Technology	5.8
Broadcom	Information Technology	4.5
Alphabet	Communication Services	4.4
Micron Technology	Information Technology	2.6
NVIDIA	Information Technology	2.5
Microsoft	Information Technology	2.3
Amazon.com	Consumer Discretionary	2.2
Philip Morris International	Consumer Staples	1.9
Apple	Information Technology	1.9
Eli Lilly	Health Care	1.6

**Total** **29.7**

## Supplementary information

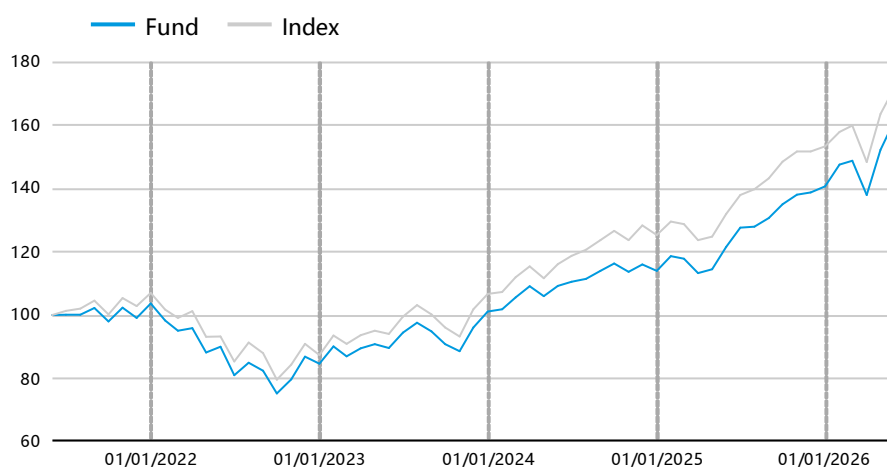
### Fund results



### Past results are not a guarantee of future results.

Please refer to page 1 for more information on results calculation and indices, where applicable.

## The value of a hypothetical 100 USD investment



### Past results are not a guarantee of future results.

Fund results are at the share class level shown after fees and expenses and are calculated as the increase or decrease in net asset value since the inception of the share class over the relevant period. The computation basis of the results is based on the relevant period, NAV-to-NAV, with dividends reinvested. Performance is shown for the past 5 years or since inception for share class launched within the period. Please refer to page 1 for more information on indices, where applicable.

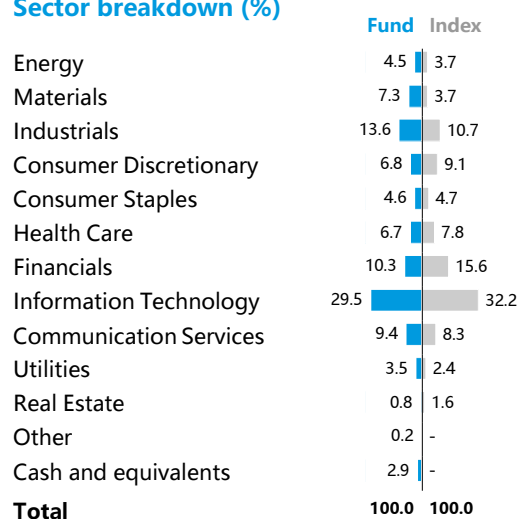
## Reference information

<b>Number of holdings</b>	305
<b>Fiscal year end</b>	31 December
<b>Dealing frequency</b>	Daily
<b>Domicile</b>	Luxembourg
<b>Investment adviser</b>	Capital Research and Management Company
<b>Turnover*</b>	51.3%
<b>Standard deviation (3 years)</b>	12.6
<b>Standard deviation (5 years)</b>	14.9

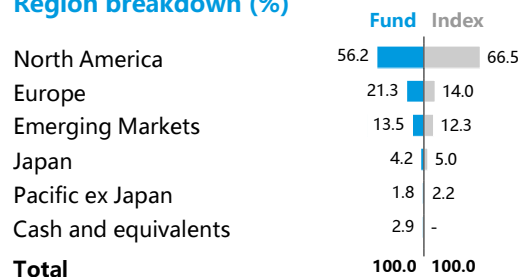
See glossary for more.

\*Turnover is calculated over the last 12 months as the lesser of monthly purchases and sales divided by average net assets.

## Sector breakdown (%)



## Region breakdown (%)



## All Funds Glossary

**Aligned companies** – their core business is currently majority-aligned to the UN SDGs.

**Base currency** – Refers to the currency in which the fund's net asset value (NAV) is calculated.

**Composite** – A single group of discretionary portfolios that collectively represent a particular investment strategy or objective.

**Derivative** – A financial contract the value of which is linked to an underlying asset or index. Common underlying instruments include bonds, commodities, currencies, interest rates, market indexes, and stocks.

**Dividend** – A sum of money paid regularly by a company to its shareholders out of its profits (or reserves).

**Effective duration** – Effective duration provides a measure of interest-rate sensitivity. The longer duration is, the more sensitive to shifts in interest rates.

**Emerging market** – A country or region with a developing economy, often experiencing growth and industrialisation.

**EMD** – Emerging market debt (EMD) is a term used to describe bonds issued by countries with developing economies as well as by corporations within those nations.

**Equity** – Shares of ownership in a company.

**Fixed income securities** – A debt instrument issued by a government, corporate or other entity.

**Fund** – A financial vehicle made up of a pool of money collected from many investors to invest in securities such as stocks and bonds.

**Futures** – Financial contracts under which an agreed price for an asset must be transacted at a certain time regardless of the asset's current market value.

**Hedging** – A method of reducing unnecessary or unintended risk. An example is currency hedging.

**High yield bond** – A bond with a lower credit rating than an investment grade bond. High yield bonds typically offer a higher rate of interest because of a greater risk of default.

**Index** – An index represents a particular market or segment of it, and is a tool used to describe the market and compare returns on specific investments.

**International Securities Identification Number (ISIN) Code** – A code that uniquely identifies a specific securities issue.

**Liquidity** – The degree to which an asset or security can be quickly converted into cash without a significant concession in price.

**Net asset value (NAV)** – The month-end NAV is an additional, information-only NAV of the fund. It is calculated on the last week-day of the month, using the same methodology as market indices, so investors can compare a fund with relevant benchmarks.

**Securitized** – Financial securities that are created by securitising individual loans (debt).

**Share class** – Each Capital Group fund has different share classes, such as B and Z. Each share class will have different levels of minimum investment, fees and expenses, and returns will differ.

“Acc” are accumulating share classes.

“Inc” are dividend-distributing share classes.

“m” are share classes where dividends will be distributed monthly.

“h” are hedged equivalent share classes. These seek to limit exposure to currencies other than the currency referred to in the designation of each relevant class.

“d” are share classes where the dividend will generally represent all of the net investment income (i.e., investment income net of withholding taxes and expenses) of those classes.

“gd” are share classes where the dividend will generally represent a substantial part of the gross investment income (i.e., investment income net of withholding taxes but gross of expenses) of those classes.

“fd” are share classes where the dividend will generally be fixed and may exceed the gross investment income (i.e., investment income net of withholding taxes but gross of expenses) of those classes.

“fyd” , “fyd2” are share classes with a variable dividend based on a fixed annual dividend yield applied as a percentage of the NAV per share. It may exceed the gross investment income (i.e., net of withholding taxes but gross of expenses) of those classes.

“fdx” are share classes where the dividend will generally be fixed based on a pre-determined annual percentage of NAV and may exceed the gross investment income (i.e., investment income net of withholding taxes but gross of expenses) of those classes.

**Standard deviation** – Standard deviation is calculated after fees and is a measure of how much the returns from an investment can vary from its average return.

**Total expense ratio (TER)** – A measure of the total costs associated with running the fund, including marketing and distribution costs.

**Total return** – The overall actual rate of return of an investment over a given evaluation period.

**Transitioning companies** – these are transitioning their business to higher positive alignment to the UN SDGs over the long term, with material near- to medium-term change expected.

**Turnover** – Turnover is calculated over the last 12 months as the lesser of monthly purchases and sales divided by the average net assets.

**UCITS** – Undertakings for Collective Investment in Transferable Securities (UCITS) is a regulatory framework that allows for the sale of cross-Europe mutual funds.

**UN Global Compact** – Conceived by the United Nations, a call to companies to align standards and operations with universal principles on human rights, labour, environment and anti-corruption.

**UN Sustainable Development Goals (SDGs)** – A collection of 17 interlinked objectives adopted by the United Nations in 2015 designed as a universal call to action to end poverty, protect the planet, and ensure that by 2030 all people enjoy peace and prosperity

**Yield** – The income returned on an investment, such as the interest or dividends received from holding an asset. The yield is usually expressed as an annual percentage rate based on the cost of investment, current market.

**Yield to worst** – The lowest possible yield that can be received on a bond that fully operates within the terms of its contract without defaulting.

# Capital Group World Growth and Income (LUX)

Share class information (further share classes available at [capitalgroup.com/asia](http://capitalgroup.com/asia))

Class	NAV	Management fee p.a.	TER	Dividend yield	Min. investment	Bloomberg	ISIN	SEDOL
B (Acc)	US\$ 21.9646	1.500%	1.65%	n/a	none	CGWIGBU LX	LU1991130896	BK6N916
Bd (Inc)	US\$ 21.3838	1.500%	1.65%	0.2%	none	CGWGBDU LX	LU1991130979	BK6N938

Dividend yield is the income return on the share class and is shown for distributing share classes only. Dividend Yield is annualized and corresponds to the sum of all dividend distributions from the last 12 months, divided by the NAV per share as at the reporting date (month-end). Except where the rate of dividend payment is fixed, dividend amount or dividend rate is not guaranteed. Dividends may be paid out of, or effectively out of, capital. If so, this amounts to a return or withdrawal of part of the original investment of an investor or from any capital gains attributable to it. Any dividend distributed may result in an immediate reduction of the net asset value per share. Where hedged share classes are listed, for the purpose of currency hedging all assets attributable to them in this fund will be deemed to constitute exposure to USD. The fund will aim to hedge 100% (with reasonable margin of tolerance) of this deemed currency exposure back into the currency referred to in the designation of each relevant Class.

The charges you pay are used to pay the costs of running the fund, including the costs of marketing and distributing it. These charges reduce the potential growth of your investment. In addition to the Total Expense Ratio (TER), entry charges may apply according to provisions described in the Prospectus. Data is likely to change over time and does not constitute a commitment from the management company. Hedged share classes may be available.

## Risk factors you should consider before investing:

- **This material is not intended to provide investment advice or be considered a personal recommendation.**
- **The value of investments and income from them can go down as well as up and you may lose some or all of your initial investment.**
- **Past results are not a guarantee of future results.**
- **If the currency in which you invest strengthens against the currency in which the underlying investments of the fund are made, the value of your investment will decrease. Currency hedging seeks to limit this, but there is no guarantee that hedging will be totally successful.**
- **The Prospectus – together with any locally-required offering documentation – set out risks, which, depending on the fund, may include risks associated with investing in fixed income, derivatives, emerging markets, and/or high-yield securities; emerging markets are volatile and may suffer from liquidity problems.**

This communication is intended for the internal and confidential use of the recipient and not for onward transmission to any other third party. In Hong Kong, this communication has been prepared by Capital International, Inc. (CIInc), a member of Capital Group, a company incorporated in California, United States of America. The liability of members is limited. In Singapore, this communication has been prepared by Capital Group Investment Management Pte. Ltd. (CGIMPL), a member of Capital Group, a company incorporated in Singapore. This advertisement or publication has not been reviewed by the Monetary Authority of Singapore, the Securities & Futures Commission of Hong Kong, or any other regulator.

This communication is of a general nature, and not intended to provide investment, tax or other advice, or to be a solicitation to buy or sell any securities. All information is as at the date indicated and attributed to Capital Group unless otherwise stated. While Capital Group uses reasonable efforts to obtain information from third-party sources that it believes to be accurate, this cannot be guaranteed.

The fund(s) is (are) offered only by Prospectus, together with any locally required offering documentation. In Singapore, this is the Product Highlights Sheet (PHS). In Hong Kong, this is the Product Key Facts Statement (KFS). These documents are available free of charge and in English and local languages at [capitalgroup.com](http://capitalgroup.com), and should be read carefully before investing.

The material is not intended to be distributed or used by persons in jurisdictions that prohibit its distribution. If you act as representative of a client it is your responsibility to ensure that the offering or sale of fund shares complies with relevant local laws and regulations.

**The information in relation to the index is provided for context and illustration only. The fund is actively managed. It is not managed in reference to a benchmark.**

**For Hong Kong:** CIInc is the appointed Hong Kong Representative of the Fund.

**For Singapore:** CGIMPL is the appointed Singapore Representative of the Fund.

The list of countries where the Fund is registered for distribution can be obtained online at <http://www.capitalgroup.com>

All Capital Group trademarks are owned by The Capital Group Companies, Inc. or an affiliated company. All other company names mentioned are the property of their respective companies. © 2026 Capital Group. All rights reserved.

For Morningstar data: © 2026 Morningstar, Inc. All rights reserved. The information contained herein: (1) is proprietary to Morningstar and/or its content providers; (2) may not be copied or distributed; and (3) is not warranted to be accurate, complete, or timely. Neither Morningstar nor its content providers are responsible for any damages or losses arising from any use of this information. Past performance is no guarantee of future results. For more detailed information about Morningstar's Medalist Rating, including its methodology, please go to [global.morningstar.com/managerdisclosures](http://global.morningstar.com/managerdisclosures).

[capitalgroup.com/asia](http://capitalgroup.com/asia)