

Capital Group American Balanced Fund (LUX)

Fund information

Fund launch date: 27 July 2021

Share class launch date: 16 January 2026

Objective:

The Fund seeks the balanced accomplishment of three objectives: conservation of capital, current income and long-term growth of capital and income. The fund evaluates and applies ESG and norms-based screening to implement a negative screening policy relating to investments in corporate and sovereign issuers. For its equity portion, the fund aims to manage a carbon footprint for its investments in corporate issuers that is lower than the S&P 500 index (net dividends reinvested).

Fund size: CHF 1,324 million

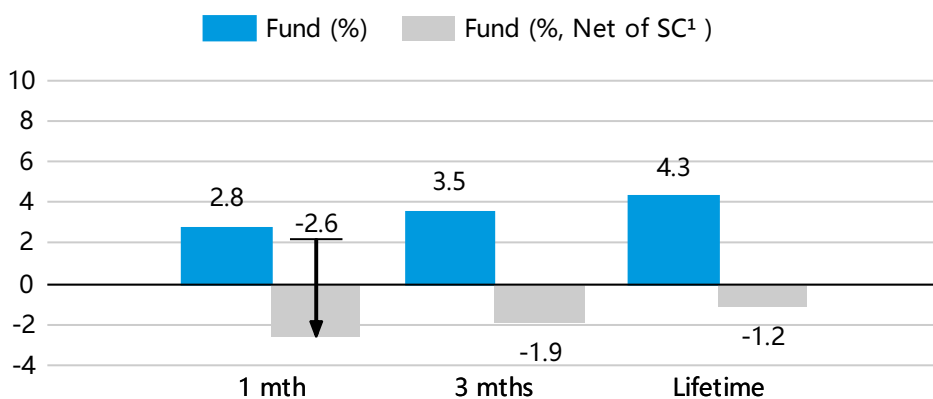
Base currency: USD

Fund type: UCITS

ISIN: LU3267874934

Supplementary information

Fund results



Past results are not a guarantee of future results.

Results shown are for the specified share class. Results may differ for other share classes, such as currency-hedged or dividend-paying share classes.

Some funds may invest in financial derivative instruments for investment purposes, hedging and/or efficient portfolio management.

Fund results are shown at the share class level after fees and expenses and are calculated as the increase or decrease in net asset value of the share class over the relevant period. Results based on month-end NAV and on the assumption that any distributions are reinvested. See glossary for details.

1. Net of the maximum subscription charge of 5.25%

Factsheet

CHF - Singapore

Bfdxmh-CHF share class (hedged)

Asset class: Multi-asset

Data as at 31 May 2026

Singapore recognised fund

About Capital Group

Established in 1931 and employee owned, Capital Group is one of the largest, oldest and most stable investment managers in the world.

The Capital System™

Our distinctive investment approach combines independence and teamwork. Portfolios have multiple managers, each investing in their strongest convictions. By reflecting diverse viewpoints, portfolios offer the potential for more consistent results across market cycles.

Portfolio managers

	Based in	CG (years)*	Industry (years)*
H.Applbaum	San Francisco	31	39
J.Queen	Los Angeles	24	36
A.Samsi	San Francisco	21	30
J.Lee	Los Angeles	29	30
M.Chерian	San Francisco	22	29
A.Wilson	Los Angeles	35	41
P.Benjamin	Los Angeles	20	20
P.Atluri	Los Angeles	10	27
R.Tuazon	Los Angeles	15	25
A.Berro	Los Angeles	35	40
C.Purani	New York	4	22

*Data as at 31 December 2025

Research Portfolio

Research analysts conduct in depth, proprietary research on companies, they then make recommendations to portfolio managers and are also allocated part of the fund assets to manage.

Fund ratings



Analyst-Driven %

100

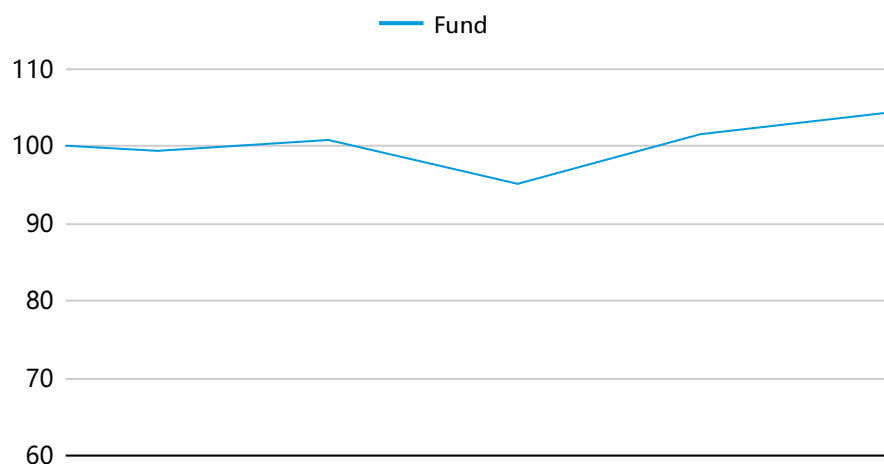
Data Coverage %

100

Morningstar Medalist Rating™ as at 30 April 2026.

Capital Group American Balanced Fund (LUX)

The value of a hypothetical 100 CHF investment



Past results are not a guarantee of future results.

Fund results are shown at the share class level after fees and expenses and are calculated as the increase or decrease in net asset value of the share class over the relevant period. Results based on month-end NAV and on the assumption that any distributions are reinvested. See glossary for details. Performance is shown for the past 5 years or since inception for share class launched within the period. Please refer to page 1 for more information on indices, where applicable.

Reference information

Number of holdings	447
Fiscal year end	31 December
Dealing frequency	Daily
Domicile	Luxembourg
Investment adviser	Capital Research and Management Company

See glossary for more.

Capital Group American Balanced Fund (LUX)

Sector breakdown (%)

	Fund	Index
Equity	61.1	60.0
Energy	4.0	1.9
Materials	3.1	1.1
Industrials	4.4	5.0
Consumer Discretionary	5.7	5.8
Consumer Staples	2.1	2.7
Health Care	7.2	5.0
Financials	7.0	6.8
Information Technology	19.6	23.1
Communication Services	5.7	6.2
Utilities	1.3	1.3
Real Estate	1.0	1.1
Fixed Income	34.6	40.0
Government	15.7	19.8
Corporate	10.5	9.5
Securitized	8.1	10.2
Emerging Market Debt	0.3	0.5
High Yield	0.0	-
Derivatives	0.0	-
Cash and equivalents	4.3	-
Total	100.0	100.0

Region breakdown (%)

	Fund	Index
Equity	61.1	60.0
North America	53.2	60.0
Emerging Markets	4.1	-
Europe	3.8	-
Fixed Income	34.6	40.0
North America	33.2	37.8
Europe	1.1	0.8
Emerging Markets	0.3	0.4
Japan	0.0	0.2
Pacific ex Japan	0.0	0.1
Other	0.0	0.6
Cash and equivalents	4.3	-
Total	100.0	100.0

Top 10 holdings

	Sector	Type	% Fund
US Government	Government	Fixed Income	15.5
Broadcom	Information Technology	Equity	4.6
Alphabet	Communication Services	Equity	4.0
TSMC	Information Technology	Equity	3.0
UMBS	Securitized	Fixed Income	2.3
Micron Technology	Information Technology	Equity	2.1
NVIDIA	Information Technology	Equity	2.1
Microsoft	Information Technology	Equity	2.1
Freddie Mac	Securitized	Fixed Income	1.8
Fannie Mae	Securitized	Fixed Income	1.7
Total			39.2

Capital Group American Balanced Fund (LUX)

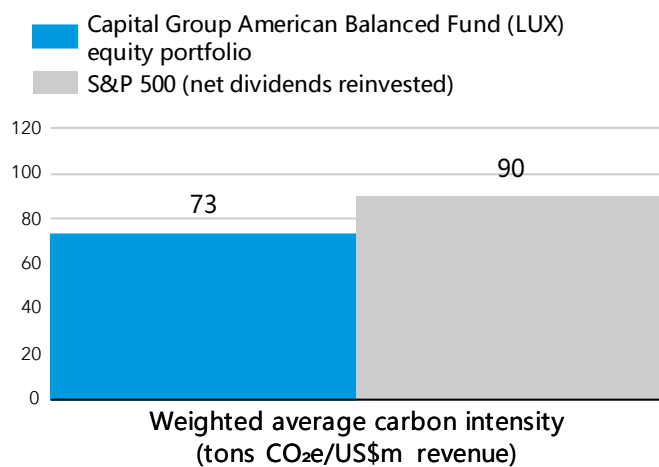
ESG and norms-based screens

The fund excludes investment in the following:

Norms-based	<ul style="list-style-type: none"> Companies that violate UN Global Compact principles
Weapons	<ul style="list-style-type: none"> Companies with any ties to controversial weapons¹ Companies involved in the intentional production of nuclear weapons²
Tobacco	<ul style="list-style-type: none"> Companies with >5% revenue from the production of tobacco
Fossil fuels	<ul style="list-style-type: none"> Companies with >10% revenue from the production and / or distribution of thermal coal Companies with >10% revenue from the extraction of oil sands Companies with >10% revenue from the production of Arctic oil

Equity portfolio managed to maintain a carbon footprint that is **below index level** (for eligible securities)³

Equity portfolio emissions analysis⁴



The equity portfolio is currently 18% lower than the index.

Data coverage

Data coverage for the equity portfolio is 86%

Data provider

Capital Group uses data and calculation methodology provided by MSCI. Data may not be available for all portfolio holdings.

For more information:

<https://www.msci.com/notice-and-disclaimer>

Assessing portfolio carbon emissions

- The Weighted Average Carbon Intensity is the metric we use to report the fund's carbon emissions. It helps show the carbon footprint of the portfolio compared to the index, as well as understand the attribution of emission results.
- For the equity portfolio, the climate impact assessment includes corporate issuers only.

Metric	Weighted average carbon intensity (tons CO ₂ e/US\$m revenue) ⁵
Description	Measures a portfolio's exposure to carbon-intensive companies
Calculation methodology	Sum product of the portfolio weights and the companies' carbon intensity

Capital Group American Balanced Fund (LUX) has adopted Sustainable Finance Disclosure Regulation (SFDR) article 8 requirements. The SFDR Classification is related to the European Union's regulation and is not equivalent to approval or recognition as an ESG fund by regulators in Asia Pacific. Sources: Capital Group, MSCI

Norms-based analysis determines whether an issuer complies with the universal principles in the United Nations Global Compact (UNGC).

¹ Companies that have any ties to cluster munitions, landmines, biological/chemical weapons, depleted uranium weapons, blinding laser weapons, incendiary weapons and/or non-detectable fragments.

² These exclusions cover companies involved in the intentional production of nuclear missiles and warheads: i) Companies that produce essential components developed or significantly modified for exclusive use in nuclear weapons. This includes the components of missile systems deployed only for carrying a nuclear warhead. ii) Prime contractors leading a country's nuclear missile program and the development of the entire missile, including those collaborating with government agencies to equip them with nuclear warheads. iii) Companies involved in the production, storage, processing or enrichment of fissile materials used for nuclear weapons.

³ For the equity portfolio, the climate impact assessment includes corporate issuers only. Index refers to S&P 500 index (net dividends reinvested).

⁴ Carbon footprint calculation is based on Scope 1 and 2 emissions. Scope 1: direct emissions from the company's facilities. Scope 2: indirect emissions linked to the company's energy consumption.

⁵ Carbon dioxide equivalent (CO₂e) is the number of metric tons of CO₂ emissions with the same global warming potential as one metric ton of another greenhouse gas.

All Funds Glossary

Aligned companies – their core business is currently majority-aligned to the UN SDGs.

Base currency – Refers to the currency in which the fund's net asset value (NAV) is calculated.

Composite – A single group of discretionary portfolios that collectively represent a particular investment strategy or objective.

Derivative – A financial contract the value of which is linked to an underlying asset or index. Common underlying instruments include bonds, commodities, currencies, interest rates, market indexes, and stocks.

Dividend – A sum of money paid regularly by a company to its shareholders out of its profits (or reserves).

Effective duration – Effective duration provides a measure of interest-rate sensitivity. The longer duration is, the more sensitive to shifts in interest rates.

Emerging market – A country or region with a developing economy, often experiencing growth and industrialisation.

EMD – Emerging market debt (EMD) is a term used to describe bonds issued by countries with developing economies as well as by corporations within those nations.

Equity – Shares of ownership in a company.

Fixed income securities – A debt instrument issued by a government, corporate or other entity.

Fund – A financial vehicle made up of a pool of money collected from many investors to invest in securities such as stocks and bonds.

Futures – Financial contracts under which an agreed price for an asset must be transacted at a certain time regardless of the asset's current market value.

Hedging – A method of reducing unnecessary or unintended risk. An example is currency hedging.

High yield bond – A bond with a lower credit rating than an investment grade bond. High yield bonds typically offer a higher rate of interest because of a greater risk of default.

Index – An index represents a particular market or segment of it, and is a tool used to describe the market and compare returns on specific investments.

International Securities Identification Number (ISIN) Code – A code that uniquely identifies a specific securities issue.

Liquidity – The degree to which an asset or security can be quickly converted into cash without a significant concession in price.

Net asset value (NAV) – The month-end NAV is an additional, information-only NAV of the fund. It is calculated on the last week-day of the month, using the same methodology as market indices, so investors can compare a fund with relevant benchmarks.

Securitised – Financial securities that are created by securitising individual loans (debt).

Share class – Each Capital Group fund has different share classes, such as B and Z. Each share class will have different levels of minimum investment, fees and expenses, and returns will differ.

“Acc” are accumulating share classes.

“Inc” are dividend-distributing share classes.

“m” are share classes where dividends will be distributed monthly.

“h” are hedged equivalent share classes. These seek to limit exposure to currencies other than the currency referred to in the designation of each relevant class.

“d” are share classes where the dividend will generally represent all of the net investment income (i.e., investment income net of withholding taxes and expenses) of those classes.

“gd” are share classes where the dividend will generally represent a substantial part of the gross investment income (i.e., investment income net of withholding taxes but gross of expenses) of those classes.

“fd” are share classes where the dividend will generally be fixed and may exceed the gross investment income (i.e., investment income net of withholding taxes but gross of expenses) of those classes.

“fyd” , “fyd2” are share classes with a variable dividend based on a fixed annual dividend yield applied as a percentage of the NAV per share. It may exceed the gross investment income (i.e., net of withholding taxes but gross of expenses) of those classes.

“fdx” are share classes where the dividend will generally be fixed based on a pre-determined annual percentage of NAV and may exceed the gross investment income (i.e., investment income net of withholding taxes but gross of expenses) of those classes.

Standard deviation – Standard deviation is calculated after fees and is a measure of how much the returns from an investment can vary from its average return.

Total expense ratio (TER) – A measure of the total costs associated with running the fund, including marketing and distribution costs.

Total return – The overall actual rate of return of an investment over a given evaluation period.

Transitioning companies – these are transitioning their business to higher positive alignment to the UN SDGs over the long term, with material near- to medium-term change expected.

Turnover – Turnover is calculated over the last 12 months as the lesser of monthly purchases and sales divided by the average net assets.

UCITS – Undertakings for Collective Investment in Transferable Securities (UCITS) is a regulatory framework that allows for the sale of cross-Europe mutual funds.

UN Global Compact – Conceived by the United Nations, a call to companies to align standards and operations with universal principles on human rights, labour, environment and anti-corruption.

UN Sustainable Development Goals (SDGs) – A collection of 17 interlinked objectives adopted by the United Nations in 2015 designed as a universal call to action to end poverty, protect the planet, and ensure that by 2030 all people enjoy peace and prosperity

Yield – The income returned on an investment, such as the interest or dividends received from holding an asset. The yield is usually expressed as an annual percentage rate based on the cost of investment, current market.

Yield to worst – The lowest possible yield that can be received on a bond that fully operates within the terms of its contract without defaulting.

Capital Group American Balanced Fund (LUX)

Share class information (further share classes available at capitalgroup.com/asia)

Class	NAV	Management fee p.a.	TER	Dividend yield	Min. investment	Bloomberg	ISIN	SEDOL
Bfdxmh-CHF (Inc)	CHF 11.2143	1.300%	1.45%	n/a	none	CAIGABC LX	LU3267874934	BVMSG44

Dividend yield is the income return on the share class and is shown for distributing share classes only. Dividend Yield is annualized and corresponds to the sum of all dividend distributions from the last 12 months, divided by the NAV per share as at the reporting date (month-end). Distributions are not guaranteed and can fluctuate. Distributions may be paid out of distributable income, capital or both. Past dividend yields and dividend payment do not represent future dividend yields and dividend payments. Any dividend distributed may result in an immediate reduction of the net asset value per share. Actual dividend payout will be subject to the manager's discretion. Additional information on historical dividend payments and composition of dividends is available online at capitalgroup.com/asia.

The charges you pay are used to pay the costs of running the fund, including the costs of marketing and distributing it. These charges reduce the potential growth of your investment. In addition to the Total Expense Ratio (TER), entry charges may apply according to provisions described in the Prospectus. Data is likely to change over time and does not constitute a commitment from the management company. Hedged share classes may be available.

Risk factors you should consider before investing:

- **This material is not intended to provide investment advice or be considered a personal recommendation.**
- **The value of investments and income from them can go down as well as up and you may lose some or all of your initial investment.**
- **Past results are not a guarantee of future results.**
- **If the currency in which you invest strengthens against the currency in which the underlying investments of the fund are made, the value of your investment will decrease. Currency hedging seeks to limit this, but there is no guarantee that hedging will be totally successful.**
- **The Prospectus – together with any locally-required offering documentation – set out risks, which, depending on the fund, may include risks associated with investing in fixed income, derivatives, emerging markets, and/or high-yield securities; emerging markets are volatile and may suffer from liquidity problems.**

This communication is intended for the internal and confidential use of the recipient and not for onward transmission to any other third party. In Hong Kong, this communication has been prepared by Capital International, Inc. (CIInc), a member of Capital Group, a company incorporated in California, United States of America. The liability of members is limited. In Singapore, this communication has been prepared by Capital Group Investment Management Pte. Ltd. (CGIMPL), a member of Capital Group, a company incorporated in Singapore. This advertisement or publication has not been reviewed by the Monetary Authority of Singapore, the Securities & Futures Commission of Hong Kong, or any other regulator.

This communication is of a general nature, and not intended to provide investment, tax or other advice, or to be a solicitation to buy or sell any securities. All information is as at the date indicated and attributed to Capital Group unless otherwise stated. While Capital Group uses reasonable efforts to obtain information from third-party sources that it believes to be accurate, this cannot be guaranteed.

The fund(s) is (are) offered only by Prospectus, together with any locally required offering documentation. In Singapore, this is the Product Highlights Sheet (PHS). In Hong Kong, this is the Product Key Facts Statement (KFS). These documents are available free of charge and in English and local languages at capitalgroup.com, and should be read carefully before investing.

The material is not intended to be distributed or used by persons in jurisdictions that prohibit its distribution. If you act as representative of a client it is your responsibility to ensure that the offering or sale of fund shares complies with relevant local laws and regulations.

The information in relation to the index is provided for context and illustration only. The fund is actively managed. It is not managed in reference to a benchmark.

For Hong Kong: CIInc is the appointed Hong Kong Representative of the Fund.

For Singapore: CGIMPL is the appointed Singapore Representative of the Fund.

The list of countries where the Fund is registered for distribution can be obtained online at <http://www.capitalgroup.com>

All Capital Group trademarks are owned by The Capital Group Companies, Inc. or an affiliated company. All other company names mentioned are the property of their respective companies. © 2026 Capital Group. All rights reserved.

For Morningstar data: © 2026 Morningstar, Inc. All rights reserved. The information contained herein: (1) is proprietary to Morningstar and/or its content providers; (2) may not be copied or distributed; and (3) is not warranted to be accurate, complete, or timely. Neither Morningstar nor its content providers are responsible for any damages or losses arising from any use of this information. Past performance is no guarantee of future results. For more detailed information about Morningstar's Medalist Rating, including its methodology, please go to global.morningstar.com/managerdisclosures.

capitalgroup.com/asia