

Capital Group New World Fund (AU)

Fund information

Fund launch date: 19 January 2017

Objective:

The Fund seeks to achieve long-term growth of capital. Its portfolio invests in common stocks of companies with significant exposure to countries with developing economies and/or markets.

Many of these countries may be referred to as emerging countries or emerging markets. The portfolio may also invest in debt securities of issuers with exposure to these countries. Portfolio: Investment in Capital Group New World Fund (LUX)

Fund size: A\$128 million

ISIN: AU60CIM86802

Operating currency: AUD

ARSN: 616 311 516

Fund type: Registered Managed Investment Scheme

APIR: CIM8680AU

Current index: ¹MSCI Emerging Markets Index, with net dividends reinvested (in AUD)

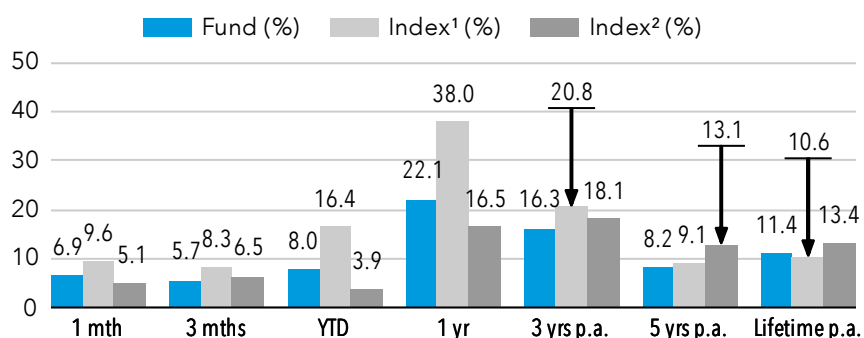
²MSCI All Country World Index, with net dividends reinvested (in AUD)

Fund results in AUD in calendar year periods (%)

	2021	2022	2023	2024	2025
Fund	10.6	-17.1	15.8	17.2	19.1
Index¹	3.4	-14.3	9.2	18.5	24.0
Index²	25.8	-12.5	21.4	29.5	13.6

Supplementary information

Fund results

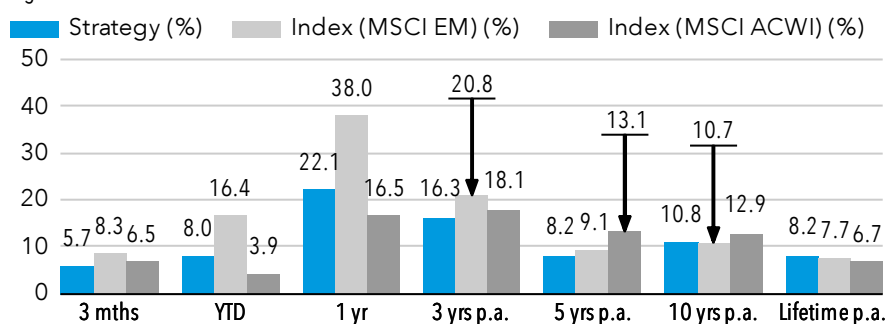


Past results are not a guarantee of future results.

Fund results are shown after fees and expenses and are calculated as the increase or decrease in net asset value over the relevant period. Results based on month-end NAV and on the assumption that any distributions are reinvested. See glossary for details.

Strategy results

As the Capital Group New World Fund (AU) launched on 19 January 2017, a meaningful track record has yet to be established, so the investment results shown here are for the Capital Group New World strategy. Results prior to the fund launch are derived from the American Funds New World Fund in A\$ from 30 June 1999. This is intended to illustrate our experience and capability in managing this strategy over the long term.



Strategy results are after fees and based on the total management cost of 1.18% p.a. that was applicable to Capital Group New World Fund (AU) until 30 June 2022 and 0.85% p.a. from 1 July 2022.

Please refer to the back of this document for a glossary of terms and additional information.

Capital Group Investment Management Limited (ACN 164 174 501)

About Capital Group

Established in 1931 and employee owned, Capital Group is one of the largest, oldest and most stable investment managers in the world.

The Capital System™

Our distinctive investment approach combines independence and teamwork. Portfolios have multiple managers, each investing in their strongest convictions. By reflecting diverse viewpoints, portfolios offer the potential for more consistent results across market cycles.

Portfolio managers

	Based in	CG (years)*	Industry (years)*
L.Thompson	New York	31	37
K.Spence	London	30	30
W.Kwan	Hong Kong	26	29
C.Thomsen	London	28	28
T.Tani	San Francisco	21	27
B.Freer	London	32	33
C.Kawaja	San Francisco	34	39
A.Shiraishi	Los Angeles	22	28
P.Phanaphat	Hong Kong	18	23
D.Justus	London	21	26
M.Hochstetler	San Francisco	12	27
S.Jain	London	18	18

*Data as at 31 December 2025

Research Portfolio

Research analysts conduct in depth, proprietary research on companies, they then make recommendations to portfolio managers and are also allocated part of the fund assets to manage.

Capital Group New World Fund (AU)

Sector breakdown (%)

	Fund	Index
Energy	2.6	3.3
Materials	7.9	6.0
Industrials	10.9	7.0
Consumer Discretionary	8.1	8.5
Consumer Staples	3.3	2.8
Health Care	3.3	2.4
Financials	14.2	17.8
Information Technology	33.3	43.2
Communication Services	8.3	6.1
Utilities	1.6	1.9
Real Estate	1.0	1.0
Other	1.9	-
Cash and equivalents	3.6	-
Total	100.0	100.0

Region breakdown (%)

	Fund	Index
Asia	48.0	83.5
Latin America	8.0	6.5
Africa	2.4	3.1
Europe	2.4	2.3
Middle East	2.2	4.5
Other	33.5	-
Cash and equivalents	3.6	-
Total	100.0	100.0

Reference information

Fiscal year end	30 June
Dealing frequency	Daily
Domicile	Australia
Investment adviser	Capital International, Inc.
Turnover*	56.1%
Standard deviation (3 years)	9.2
Standard deviation (5 years)	10.1

See glossary for more.

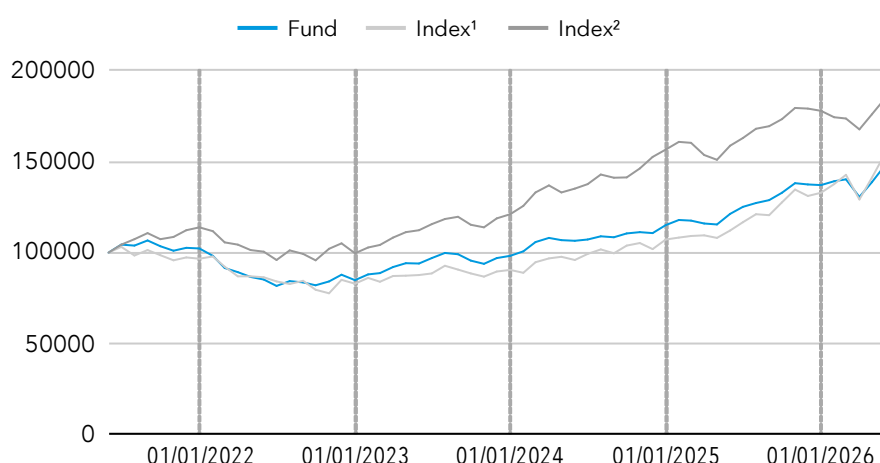
*Turnover is calculated over the last 12 months as the lesser of monthly purchases and sales divided by average net assets.

Region and sector breakdowns are shown against the MSCI EM Index.

Top 10 holdings

	Sector	% Fund
TSMC	Information Technology	9.6
SK hynix	Information Technology	7.2
Samsung Electronics	Information Technology	2.7
Broadcom	Information Technology	1.9
Tencent	Communication Services	1.8
Alphabet	Communication Services	1.7
NVIDIA	Information Technology	1.6
MediaTek	Information Technology	1.3
MercadoLibre	Consumer Discretionary	1.3
ASML	Information Technology	1.1
Total		30.0

The value of a hypothetical 100,000 AUD investment



Past results are not a guarantee of future results.

Fund results are shown after fees and expenses and are calculated as the increase or decrease in net asset value over the relevant period. Results based on month-end NAV and on the assumption that any distributions are reinvested. See glossary for details. Performance is shown for the past 5 years or since inception of fund launched within the period. Please refer to page 1 for more information on indices, where applicable.

Asset class

A group of financial instruments which have similar financial characteristics and behave similarly in the market place. Examples include fixed income, equity and multi-asset.

Derivative

A financial contract the value of which is linked to an underlying asset or index. Common underlying instruments include bonds, commodities, currencies, interest rates, market indexes, and stocks.

Dividend

A sum of money paid regularly by a company to its shareholders out of its profits (or reserves).

Effective duration

Effective duration provides a measure of interest-rate sensitivity. The longer duration is, the more sensitive to shifts in interest rates.

Emerging market

A country or region with a developing economy, often experiencing growth and industrialisation.

EMD

Emerging market debt (EMD) is a term used to describe bonds issued by countries with developing economies as well as by corporations within those nations.

Equity

Shares of ownership in a company.

Fixed income securities

A debt instrument issued by a government, corporate or other entity.

Fund

A financial vehicle made up of a pool of money collected from many investors to invest in securities such as stocks and bonds.

Futures

Financial contracts under which an agreed price for an asset must be transacted at a certain time regardless of the asset's current market value.

Hedging

A method of reducing unnecessary or unintended risk. An example is currency hedging.

High yield bond

A bond with a lower credit rating than an investment grade bond. High yield bonds typically offer a higher rate of interest because of a greater risk of default.

Index

An index represents a particular market or segment of it, and is a tool used to describe the market and compare returns on specific investments.

International Securities Identification Number (ISIN) Code

A code that uniquely identifies a specific securities issue.

Liquidity

The degree to which an asset or security can be quickly converted into cash without a significant concession in price.

Net asset value (NAV)

The month-end NAV is an additional, information-only NAV of the fund. It is calculated on the last week-day of the month, using the same methodology as market indices, so investors can compare a fund with relevant benchmarks.

Operating currency

The operating currency of a mutual fund refers to the currency in which the fund's net asset value (NAV) is calculated.

Securitized

Financial securities that are created by securitising individual loans (debt).

Standard deviation

Standard deviation is calculated after fees and is a measure of how much an investment's returns can vary from its average return.

Total return

The overall actual rate of return of an investment over a given evaluation period.

Turnover

Turnover is calculated over the last 12 months as the lesser of monthly purchases and sales divided by the average net assets.

Yield to worst

The lowest possible yield that can be received on a bond that fully operates within the terms of its contract without defaulting.

Risk factors you should consider before investing:

- **This material is not intended to provide investment advice or be considered a personal recommendation.**
- **The value of investments and income from them can go down as well as up and you may lose some or all of your initial investment.**
- **Past results are not a guarantee of future results.**
- **If the currency in which you invest strengthens against the currency in which the underlying investments of the fund are made, the value of your investment will decrease. Currency hedging seeks to limit this, but there is no guarantee that hedging will be totally successful.**
- **The Product Disclosure Statement (PDS) set out risks, which, depending on the fund, may include risks associated with investing in fixed income, derivatives, emerging markets and/or high-yield securities; emerging markets are volatile and may suffer from liquidity problems.**

This communication is intended for the internal and confidential use of the recipient and not for onward transmission to any other third party.

In Australia, this communication is issued by Capital Group Investment Management Limited (ACN 164 174 501 AFSL No. 443 118), a member of Capital Group, located at Suite 4201, Level 42 Gateway, 1 Macquarie Place, Sydney, NSW 2000 Australia.

This communication is of a general nature, and not intended to provide investment, tax or other advice, or to be a solicitation to buy or sell any securities. It has not been reviewed by any regulator. It does not take into account your objectives, financial situation or needs. Before acting on any of the information you should consider its appropriateness, having regard to your own objectives, financial situation and needs. All information is as at the date indicated and attributed to Capital Group unless otherwise stated. While Capital Group uses reasonable efforts to obtain information from third-party sources that it believes to be accurate, this cannot be guaranteed.

The fund(s) is (are) offered only by Product Disclosure Statement (PDS). Please read the PDS (Product Disclosure Statement), which is (are) available at www.capitalgroup.com/au/en, in its entirety before making an investment decision.

All Capital Group trademarks are owned by The Capital Group Companies, Inc. or an affiliated company. All other company names mentioned are the property of their respective companies.

© 2026 Capital Group. All rights reserved.

capitalgroup.com/au/en