



Factsheet
 USD - Offshore
 Class Z shares
 Asset class: Equity
 Data as at 31 May 2026

Capital Group New World Fund (LUX)

Fund information

Fund launch date: 28 October 2016

Share class launch date: 28 October 2016

Objective:

The fund seeks to achieve long-term growth of capital by investing in common stocks of companies with significant exposure to countries with developing economies and/or markets. Many of these countries may be referred to as emerging countries or emerging markets. The fund may also invest in debt securities of issuers with exposure to these countries.

Fund size: US\$ 870 million

ISIN: LU1481181599

Fund type: UCITS

Base currency: USD

Current index: ¹MSCI Emerging Markets Index with net dividends reinvested

²MSCI AC World Index with net dividends reinvested

Past results are not a guarantee of future results.

Fund results in USD (Z shares) in calendar year periods (%)

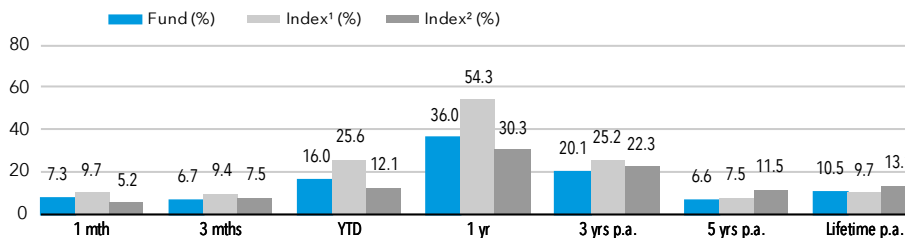
	2021	2022	2023	2024	2025
Fund	4.4	-22.4	15.8	6.5	28.1
Index¹	-2.5	-20.1	9.8	7.5	33.6
Index²	18.5	-18.4	22.2	17.5	22.3

Fund results in USD (Z shares) in 12-month periods to 31 May (%)

	May 2021 - May 2022	May 2022 - May 2023	May 2023 - May 2024	May 2024 - May 2025	May 2025 - May 2026
Fund	-20.5	-0.2	15.6	10.2	36.0
Index¹	-19.8	-8.5	12.4	13.0	54.3
Index²	-6.8	0.9	23.6	13.7	30.3

Supplementary information

Fund results



Fund results are shown after fees and expenses and are calculated as the increase or decrease in net asset value of the fund over the relevant period. Results shown prior to the launch of the share class relate to older share classes, adjusted where necessary to reflect the management fee of the recipient share class. Results based on month-end NAV. See glossary for details.

About Capital Group

Established in 1931 and employee owned, Capital Group is one of the largest, oldest and most stable investment managers in the world.

The Capital System™

Our distinctive investment approach combines independence and teamwork. Portfolios have multiple managers, each investing in their strongest convictions. By reflecting diverse viewpoints, portfolios offer the potential for more consistent results across market cycles.

Portfolio managers

	Based in	CG (years)*	Industry (years)*
L.Thompson	New York	31	37
K.Spence	London	30	30
W.Kwan	Hong Kong	26	29
C.Thomsen	London	28	28
T.Tani	San Francisco	21	27
B.Freer	London	32	33
C.Kawaja	San Francisco	34	39
A.Shiraishi	Los Angeles	22	28
P.Phanaphat	Hong Kong	18	23
D.Justus	London	21	26
M.Hochstetler	San Francisco	12	27
S.Jain	London	18	18

*Data as at 31 December 2025

Research Portfolio

Research analysts conduct in depth, proprietary research on companies, they then make recommendations to portfolio managers and are also allocated part of the fund assets to manage.

Other key information

Not FDIC Insured

May Lose Value

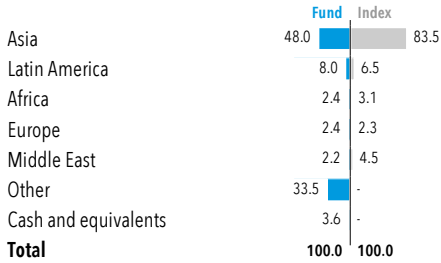
Not Bank Guaranteed

Risks and other key information

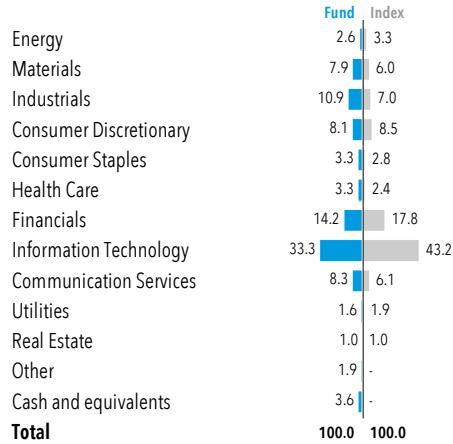
The value of investments and income from them can go down as well as up and you may lose some or all of your initial investment. If the currency in which you invest strengthens against the currency in which the underlying investments of the fund are made, the value of your investment will decrease. Risks may be associated with investing in fixed income, emerging markets and/or high-yield securities; emerging markets are volatile and may suffer from liquidity problems. There are additional Counterparty, Emerging markets, Equities, Liquidity and Operational risks associated with this fund.**

Capital Group New World Fund (LUX)

Region breakdown, %



Sector breakdown, %

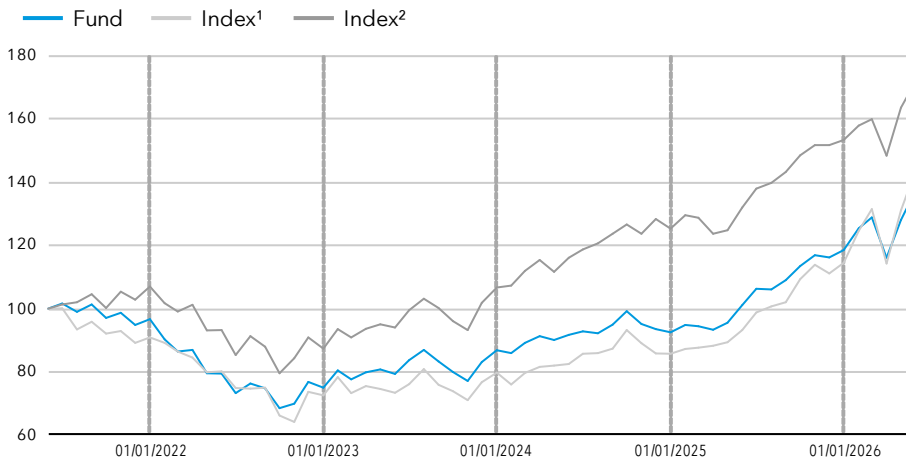


Region and sector breakdowns are shown against the MSCI EM Index.

Top 10 holdings

Company	Sector	% Fund
TSMC	Information Technology	9.6
SK hynix	Information Technology	7.2
Samsung Electronics	Information Technology	2.7
Broadcom	Information Technology	1.9
Tencent	Communication Services	1.8
Alphabet	Communication Services	1.7
NVIDIA	Information Technology	1.6
MediaTek	Information Technology	1.3
MercadoLibre	Consumer Discretionary	1.3
ASML	Information Technology	1.1
Total		30.1

The value of a hypothetical 100 USD investment



Fund results are shown after fees and expenses and are calculated as the increase or decrease in net asset value of the fund over the relevant period. Past results are not a guarantee of future results. Performance is shown for the past 5 years or since inception for funds launched within the period.

Share class information (further share classes available at capitalgroup.com/offshore)

Class	NAV	Management fee p.a.	TER	Dividend yield	Min. investment	Bloomberg	ISIN	SEDOL
Z (Acc)	US\$ 26.0523	0.800%	0.95%	n/a	none	CGNWFZU LX	LU1481181599	BD076F8
Zd (Inc)	US\$ 24.3333	0.800%	0.95%	0.9%	none	CGNWFZDU LX	LU1481182134	BD07722

The charges you pay are used to pay the costs of running the fund, including the costs of marketing and distributing it. These charges reduce the potential growth of your investment. In addition to the Total Expense Ratio (TER), entry charges may apply according to provisions described in the Prospectus. Data is likely to change over time and does not constitute a commitment from the management company. Hedged share classes may be available.

Reference information

Number of holdings	418
Fiscal year end	31 December
Dealing frequency	Daily
Domicile	Luxembourg
Investment adviser	Capital Research and Management Company
Turnover*	56.1%
Standard deviation (3 years)	13.7
Standard deviation (5 years)	15.3

See glossary for more.

*Turnover is calculated over the last 12 months as the lesser of monthly purchases and sales divided by average net assets.

Risk indicator



Lower risk

Higher risk

This risk indicator is based on the assumption that you hold the product for 5 years. Please refer to Glossary for more information.

Fund ratings



Analyst-Driven %
100
Data Coverage %
100

Overall rating among 3061 Global Emerging Markets Equity funds as at 31 May 2026.

Morningstar Medalist rating™ as at 27 April 2026.

All Funds Glossary

Asset class - A group of financial instruments which have similar financial characteristics and behave similarly in the market place. Examples include fixed income, equity and multi-asset.

Balanced - Funds investing in a flexible mix of equities and fixed income securities.

Base currency - The base currency of a mutual fund refers to the currency in which the fund's net asset value (NAV) is calculated.

Bloomberg code - Issued by Bloomberg, this is a code that uniquely identifies a specific securities issue.

Composite - A single group of discretionary portfolios that collectively represent a particular investment strategy or objective.

Derivatives - A derivative is a contract between two or more parties whose value is based on an agreed-upon underlying financial asset (like a security) or set of assets (like an index). Common underlying instruments include bonds, commodities, currencies, interest rates, market indexes, and stocks.

Dividend - A sum of money paid regularly by a company to its shareholders out of its profits (or reserves).

Dividend yield - Dividend yield represents the ratio of dividends paid over the last 12 months to the net asset value as of the last month end. However, an annualised dividend yield is calculated on the basis of the most recent dividend payment when, in the last 12 months, i) a share class has been launched for the first time or ii) a share class changed its dividend payment frequency or iii) the dividend payment frequency was modified as a result of a corporate event (for instance a special dividend distribution or a closure and relaunch of the share class).

Effective duration - Effective duration provides a measure of interest-rate sensitivity. The longer duration is, the more sensitive to shifts in interest rates.

Emerging market - An emerging market economy is the economy of a developing nation that is becoming more engaged with global markets as it grows.

EMD - Emerging market debt (EMD) is a term used to describe bonds issued by countries with developing economies as well as by corporations within those nations.

Equity - Shares of ownership in a company.

Fixed income funds - Funds investing primarily in fixed income securities.

Fixed income securities - A debt instrument issued by a government, corporate or other entity.

Fund - A financial vehicle made up of a pool of money collected from many investors to invest in securities such as stocks and bonds.

Futures - Financial contracts under which an agreed price for an asset must be transacted at a certain time regardless of the asset's current market value.

Growth funds - Equity funds focused on long-term capital appreciation.

Growth and income funds - Equity funds focused on generating long-term returns from a combination of capital appreciation and dividend income.

Hedging - A method of reducing unnecessary or unintended risk, in this case particularly as it pertains to currency.

High yield - A high yield bond is one with a lower credit rating than an investment grade bond. High yield bonds typically offer a higher rate of interest because of a greater risk of default.

Index - An index represents a particular market or segment of it, and is a tool used to describe the market and compare returns on specific investments.

International Securities Identification Number (ISIN) Code - A code that uniquely identifies a specific securities issue.

Key Investor Information Document (KIID) - A document that provides key information about investment funds.

Liquidity - Liquidity describes the degree to which an asset or security can be quickly converted into cash without a significant concession in price.

Multi-asset income - Funds aiming to provide current and/or growing income by investing in a flexible mix of equities and fixed income securities.

Net asset value (NAV) - The month-end NAV is an additional, information-only NAV of the fund. It is calculated on the last week-day of the month, using the same methodology as used by indices, to enable investors to carry out comparisons with relevant benchmarks. No dealing activity can be based on such net asset value per share.

Risk Indicator - The risk indicator is a guide to the level of risk of this product compared to other products.

Securitized - Financial securities that are created by securitising individual loans (debt).

SEDOL - Stock Exchange Daily Official List

SFDR - Sustainable Finance Disclosure Regulation

Share class - Each Capital Group fund has different share classes, such as B and Z. Each share class will have different levels of minimum investment, fees and expenses, and returns will differ.

"Acc" are accumulating share classes.

"Inc" are dividend-distributing share classes (either net dividend, "d" or gross dividend "gd").

"d" are dividend distributing share classes (net dividends).

"gd" are dividend-distributing classes (gross dividends).

"gdh" are dividend-distributing hedged classes (gross dividends).

"gdm" are dividend-distributing with a monthly frequency (gross dividends).

Standard deviation - Standard deviation is calculated after fees and is a measure of how much an investment's returns can vary from its average return.

Total expense ratio (TER) - A measure of the total costs associated with running the fund, including marketing and distribution costs.

Total return - The overall actual rate of return of an investment over a given evaluation period.

Turnover - Turnover is calculated over the last 12 months as the lesser of monthly purchases and sales divided by the average net assets.

UCITS - Undertakings for Collective Investment in Transferable Securities (UCITS) is a regulatory framework that allows for the sale of cross-Europe mutual funds.

Yield - The income returned on an investment, such as the interest or dividends received from holding an asset. The yield is usually expressed as an annual percentage rate based on the investment's cost, current market.

Yield to worst - The lowest possible yield that can be received on a bond that fully operates within the terms of its contract without defaulting.

Fund risks

Fund	Key risks
Capital Group New World Fund (LUX)	5, 7, 8, 10, 11
<ol style="list-style-type: none">1. ABS/MBS risk: The fund may invest in mortgage- or asset-backed securities. The underlying borrowers of these securities may not be able to pay back the full amount that they owe, which may result in losses to the fund.2. Bond Connect risk: Investments in Chinese onshore bonds traded on CIBM via Bond Connect are subject to various risks associated with clearing and settlement, as well as liquidity, regulatory and counterparty risks.3. Bonds risk: The value of bonds can change as a result of interest rate changes – typically when interest rates rise, bond values fall. Funds investing in bonds are exposed to credit risk. A decline in the financial health of an issuer could cause the value of its bonds to fall or become worthless.4. China IBM risk: The fund may investment on the China Interbank Bond Market. This market can be volatile and subject to liquidity constraints due to low trading volumes. As a result, the price of debt securities traded on this market can fluctuate significantly, spreads may be large, and realisation costs may be significant.5. Counterparty risk: Other financial institutions provide services to the fund such as safekeeping of assets, or may serve as a counterparty to financial contracts such as derivatives. There is a risk the counterparty will not meet their obligations.6. Derivative instruments risk: Derivatives are financial instruments deriving their value from an underlying asset and may be used to hedge existing exposures or to gain economic exposure. A derivative instrument may not perform as expected, may create losses greater than the cost of the derivative and may result in losses to the fund.7. Emerging markets risk: Investments in emerging markets are generally more sensitive to risk events such as changes in the economic, political, fiscal and legal environment.8. Equities risk: The prices of equity securities may decline in response to certain events, including those directly involving the companies whose securities are owned by the fund, overall market changes, local, regional or global political, social or economic instability and currency fluctuations.9. High yield bonds risk: Lower rated or unrated debt securities, including high yield bonds, may, as a result, be subject to liquidity, volatility, default and counterparty risk.10. Liquidity risk: In stressed market conditions, certain securities held by the fund may not be able to be sold at full value, or at all. This could cause the fund to defer or suspend redemptions of its shares, meaning investors may not have immediate access to their investment.11. Operational risk: The risk of potential loss resulting from inadequate or failed internal processes, people and systems or from external events.12. Shanghai-Hong Kong and Shenzhen-Hong Kong Stock Connect risk: This fund may invest in securities traded and cleared on these two programs, they are subject to risks associated with the legal and technical framework of Stock Connect and/or may involve clearing and settlement, regulatory and counterparty risks.13. Sustainability risk: Environmental, social or governance event or condition that, if it occurs, could cause an actual or potential material negative impact on the value of an investment of the fund.	

Regulatory information

Morningstar data: The Morningstar Medalist Rating™ is the summary expression of Morningstar's forward-looking analysis of investment strategies as offered via specific vehicles using a rating scale of Gold, Silver, Bronze, Neutral, and Negative. The Medalist Ratings indicate which investments Morningstar believes are likely to outperform a relevant index or peer group average on a risk-adjusted basis over time. Investment products are evaluated on three key pillars (People, Parent, and Process) which, when coupled with a fee assessment, forms the basis for Morningstar's conviction in those products' investment merits and determines the Medalist Rating they're assigned. Pillar ratings take the form of Low, Below Average, Average, Above Average, and High. Pillars may be evaluated via an analyst's qualitative assessment (either directly to a vehicle the analyst covers or indirectly when the pillar ratings of a covered vehicle are mapped to a related uncovered vehicle) or using algorithmic techniques. Vehicles are sorted by their expected performance into rating groups defined by their Morningstar Category and their active or passive status. When analysts directly cover a vehicle, they assign the three pillar ratings based on their qualitative assessment, subject to the oversight of the Analyst Rating Committee, and monitor and reevaluate them at least every 14 months. When the vehicles are covered either indirectly by analysts or by algorithm, the ratings are assigned monthly. For more detailed information about these ratings, including their methodology, please go to global.morningstar.com/managerdisclosures/

The Morningstar Medalist Ratings are not statements of fact, nor are they credit or risk ratings. The Morningstar Medalist Rating (i) should not be used as the sole basis in evaluating an investment product, (ii) involves unknown risks and uncertainties which may cause expectations not to occur or to differ significantly from what was expected, (iii) are not guaranteed to be based on complete or accurate assumptions or models when determined algorithmically, (iv) involve the risk that the return target will not be met due to such things as unforeseen changes in management, technology, economic development, interest rate development, operating and/or material costs, competitive pressure, supervisory law, exchange rate, tax rates, exchange rate changes, and/or changes in political and social conditions, and (v) should not be considered an offer or solicitation to buy or sell the investment product. A change in the fundamental factors underlying the Morningstar Medalist Rating can mean that the rating is subsequently no longer accurate.

Capital Group did not compensate Morningstar for the ratings and comments contained in this material. However, the firm has paid Morningstar a licensing fee to access and publish its ratings data. The payment of this subscription fee does not give rise to a material conflict with Morningstar.

For each fund with at least a three-year history, Morningstar calculates a Morningstar Rating based on a Morningstar Risk-Adjusted Return measure that accounts for variation in a fund's monthly performance, placing more emphasis on downward variations and rewarding consistent performance. The top 10% of funds in each category receive 5 stars, the next 22.5% receive 4 stars, the next 35% receive 3 stars, the next 22.5% receive 2 stars and the bottom 10% receive 1 star.

© 2026 Morningstar, Inc. All rights reserved. The information contained herein: (1) is proprietary to Morningstar and/or its content providers; (2) may not be copied or distributed; and (3) is not warranted to be accurate, complete, or timely. Neither Morningstar nor its content providers are responsible for any damages or losses arising from any use of this information. Past performance is no guarantee of future results.

This communication is intended solely for the person to whom it is addressed and is being supplied only to those investors who have expressly requested it. This document does not constitute a public offer or an invitation to buy shares in any jurisdiction, including the United States. The shares of the Capital Group Luxembourg-domiciled SICAV funds (the "Fund") described herein have not been, and will not be, registered under the US Securities Act of 1933, as amended (the "1933 Act"), and the Fund has not been and will not be registered under the US Investment Company Act of 1940, as amended. This document may not be distributed to any non-US client while in the US the terms "US person" and "United States" have the definitions in Regulation S under the 1933 Act.

The material is not intended to be distributed or used by persons in jurisdictions which prohibit its distribution. The Fund has been authorized for public sale in certain jurisdictions and private placement exemptions may be available in others. Fund shares may not be directly or indirectly offered or sold in any jurisdiction where such offering or sale is prohibited. If you act as representative of a client it is your responsibility to ensure that the offering or sale of fund shares complies with relevant local laws and regulations. Please contact Capital Group if you are unsure of the availability of the fund in your and/or your client's jurisdiction.

This communication is intended for the internal and confidential use of the recipient and not for onward transmission to any other third party.

This communication is issued by Capital International Management Company Sàrl (CIMC), unless otherwise stated, which is regulated by the Luxembourg CSSF - Commission de Surveillance du Secteur Financier. CIMC manages the Luxembourg-based UCITS fund(s), organised as a SICAV, which is a (are) sub-fund(s) of Capital International Fund (CIF).

This communication is of a general nature, and not intended to provide investment, tax or other advice, or to be a solicitation to buy or sell any securities. All information is as at the date indicated and attributed to Capital Group unless otherwise stated. While Capital Group uses reasonable efforts to obtain information from third-party sources that it believes to be accurate, this cannot be guaranteed.

The fund(s) is (are) offered only by Prospectus. This document is available free of charge and in English and local languages at capitalgroup.com/offshore, and should be read carefully before investing.

Investors acquire shares of the fund, not the underlying assets.

The information in relation to the index is provided for context and illustration only. The fund is actively managed. It is not managed in reference to a benchmark.

In Europe, facilities to investors (tasks according to Article 92 of the Directive 2019/1160, points b) to f)), are available at www.capitalgroup.com/individual-investors/lu/en/contact-us.html

For European investors, a summary of Fund Shareholder Rights is available at www.capitalgroup.com/eacg/entry-page/shared/summary-of-investor-rights.html

CIMC may decide to terminate its arrangements for marketing any or all of the sub-funds of Capital International Fund in any EEA country or in any other jurisdictions where such sub-fund(s) is/are registered for sale at any time, in which case it will do so in accordance with the relevant UCITS rules.

All Capital Group trademarks are owned by The Capital Group Companies, Inc. or an affiliated company. All other company names mentioned are the property of their respective companies.

© 2026 Capital Group. All rights reserved.